

IRENE-WAKONDA SCHOOL DISTRICT NO 13-3

**FINANCIAL STATEMENTS
AND
INDEPENDENT AUDITOR'S REPORT**

JUNE 30, 2017

QUAM, BERGLIN & POST, P.C.

CERTIFIED PUBLIC ACCOUNTANTS

IRENE-WAKONDA SCHOOL DISTRICT NO. 13-3
SCHOOL DISTRICT OFFICIALS
JUNE 30, 2017

SCHOOL BOARD

Mike Logue

Sandy Wolfswinkel

Russell Buchanan

Deb Sokolowski

Matt Knodel

BUSINESS MANAGER

Pam Rudd

SUPERINTENDENT

David Hutchison

IRENE-WAKONDA SCHOOL DISTRICT NO. 13-3
TABLE OF CONTENTS

	<u>Page</u>
Independent Auditor's Report	1
Management's Discussion and Analysis	3
BASIC FINANCIAL STATEMENTS:	
Government-Wide Financial Statements:	
Statement of Net Position	13
Statement of Activities	14
Fund Financial Statements:	
Balance Sheet – Governmental Funds	15
Reconciliation of the Governmental Funds Balance Sheet to the Statement of Net Position	16
Statement of Revenues, Expenditures, and Changes in Fund Balances – Governmental Funds	17
Reconciliation of the Statement of Revenues, Expenditures, and Changes in Fund Balances to the Government-Wide Statement of Activities	20
Statement of Net Position – Proprietary Funds	21
Statement of Revenues, Expenses, and Changes in Fund Net Position – Proprietary Funds	22
Statement of Cash Flows – Proprietary Funds	23
Statement of Net Position – Fiduciary Funds	24
Statement of Changes in Net Position – Fiduciary Funds	25
Notes to the Financial Statements	26
Required Supplementary Information:	
Budgetary Comparison Schedules- Budgetary Basis:	
General Fund	46
Capital Outlay Fund	48
Special Education Fund	49
Pension Fund	50
Schedule of Funding Progress for Other Post-Employment Benefits	51
Schedule of the Proportionate Share of the Net Pension Liability (Asset)	52
Schedule of the School District Contributions	53
Notes to the Required Supplementary Information	54
Independent Auditor's Report on Internal Control over Financial Reporting and on Compliance and Other Matters Based on an Audit of Financial Statements Performed in Accordance with <i>Government Auditing Standards</i>	55
Schedule of Audit Findings	57
Corrective Action Plan	58

QUAM, BERGLIN & POST, P.C.

CERTIFIED PUBLIC ACCOUNTANTS
110 WEST MAIN – P.O. BOX 426
ELK POINT, SOUTH DAKOTA 57025

(605) 356-3374

INDEPENDENT AUDITOR'S REPORT

School Board
Irene-Wakonda School District No. 13-3
Turner County, South Dakota

Report on the Financial Statements

We have audited the accompanying financial statements of the governmental activities, the business-type activities, each major fund, and the aggregate remaining fund information of Irene-Wakonda School District No. 13-3, Turner County, South Dakota, as of June 30, 2017, and for the year then ended, and the related notes to the financial statements, which collectively comprise the School District's basic financial statements as listed in the Table of Contents.

Management's Responsibility for the Financial Statements

The Irene-Wakonda School District's management is responsible for the preparation and fair presentation of these financial statements in accordance with accounting principles generally accepted in the United States of America; this includes the design, implementation, and maintenance of internal controls relevant to the preparation and fair presentation of financial statements that are free from material misstatements, whether due to fraud or error.

Auditor's Responsibility

Our responsibility is to express an opinion on these financial statements based on our audit. We conducted our audit in accordance with auditing standards generally accepted in the United States of America and the standards applicable to financial audits contained in Government Auditing Standards issued by the Comptroller General of the United States. Those standards require that we plan and perform the audit to obtain reasonable assurance about whether the financial statements are free of material misstatement.

An audit involves performing procedures to obtain audit evidence about the amounts and disclosures in the financial statements. The procedures selected depend on the auditor's judgment, including the assessment of the risks of material misstatement of the financial statements, whether due to fraud or error. In making those risk assessments, the auditor considers internal control relevant to the School District's preparation and fair presentation of the financial statements in order to design audit procedures that are appropriate in the circumstances, but not for the purpose of expressing an opinion on the effectiveness of the School District's internal control. Accordingly, we express no such opinion. An audit also includes evaluating the appropriateness of accounting policies used and the reasonableness of significant accounting estimates made by management, as well as evaluating the overall presentation of the financial statements.

We believe that the audit evidence we have obtained is sufficient and appropriate to provide a basis for our audit opinions.

Opinions

In our opinion, the financial statements referred to above present fairly, in all material respects, the respective financial position of the governmental activities, business-type activities, each major fund, and the aggregate remaining fund information of Irene-Wakonda School District No. 13-3 as of June 30, 2017, and the respective changes in financial position and, where applicable cash flows, thereof for the year then ended in accordance with accounting principles generally accepted in the United States of America.

Required Supplementary Information

Accounting principles generally accepted in the United States of America require that the Management's Discussion and Analysis (MD&A), Budgetary Comparison Schedules, the Schedule of the Proportionate Share of the Net Pension Liability (Asset), the Schedule of the School District Contributions, and Schedule of Funding Progress, as listed in the Table of Contents, be presented to supplement the basic financial statements. Such information, although not a part of the basic financial statements, is required by the Governmental Accounting Standards Board who considers it to be an essential part of the financial reporting for placing the basic financial statements in an appropriate operational, economic, or historical context. We have applied certain limited procedures to the required supplementary information in accordance with auditing standards generally accepted in the United States of America, which consisted of inquiries of management about the methods of preparing the information and comparing the information for consistency with management's responses to our inquiries, the basic financial statements, and other knowledge we obtained during the audit of the basic financial statements. We do not express an opinion or provide any assurance on the information because the limited procedures do not provide us with sufficient evidence to express an opinion or provide any assurance.

Other Reporting Required by Government Auditing Standards

In accordance with *Government Auditing Standards*, we have also issued our report dated April 6, 2018, on our consideration of the School District's internal control over financial reporting and our tests of its compliance with certain provision of laws, regulations, contracts and other matters. The purpose of that report is to describe the scope of our testing of internal control over financial reporting and compliance and the results of that testing, and not to provide an opinion on the internal control over financial reporting or on compliance. That report is an integral part of an audit performed in accordance with *Government Auditing Standards* and should be considered in assessing the results of our audit.

Quam, Berglin & Post P.C.

Quam, Berglin & Post, P.C.
Certified Public Accountants

April 6, 2018

MANAGEMENT'S DISCUSSION AND ANALYSIS

This section of Irene-Wakonda School District 13-3's annual financial report presents our discussion and analysis of the School District's financial performance during the fiscal year ended on June 30, 2017. Please read it in conjunction with the School's financial statements, which follow this section.

FINANCIAL HIGHLIGHTS

During the year, the Irene-Wakonda School District generated revenue of \$4,495,513.51 from taxes and other revenue sources of the governmental fund activities and had a total expense of \$3,771,571.86 of the governmental fund activities resulting in a net increase of \$723,941.65. There was a total of \$198,010.59 of revenue generated in the business-type funds along with \$184,455.49 of expense of the business-type fund activities. There was a net increase of \$13,555.10 between the Food Service fund and the Driver's Ed fund resulting in a total net position of \$81,965.71.

OVERVIEW OF THE FINANCIAL STATEMENTS

This annual report consists of three parts – management's discussion and analysis (this section), the basic financial statements and required supplementary information. The basic financial statements include two kinds of statements that present different views of the Irene-Wakonda School District:

- The first two statements are government-wide financial statements that provide both long-term and short-term information about the Irene-Wakonda School's overall financial status.
- The remaining statements are fund financial statements that focus on individual parts of the School government, reporting the School's operations in more detail than the government-wide statements.
- The governmental funds statements tell how general government services were financed in the short-term as well as what remains for future spending.
- Proprietary fund statements offer short- and long-term financial information about the activities that the school operates like businesses. The two proprietary funds operated by the school are the Food Service Operation and the Driver's Ed Fund..
- Fiduciary fund statements provide information about the financial relationships - like scholarship plans for graduating students - in which the School acts solely as a trustee or agent for the benefit of others, to whom the resources in question belong.

The financial statements also include notes that explain some of the information in the financial statements and provide more detailed data. The statements are followed by a section of required supplementary information that further explains and supports the information in the financial statements.

Figure A-1 summarizes the major features of the School's financial statements, including the portion of the School government covered and the types of information contained. The remainder of the overview section of the management's discussion and analysis explains the structure and contents of each of the statements.

Figure A-1

**Required Components of
Irene-Wakonda School's Annual Financial Report**

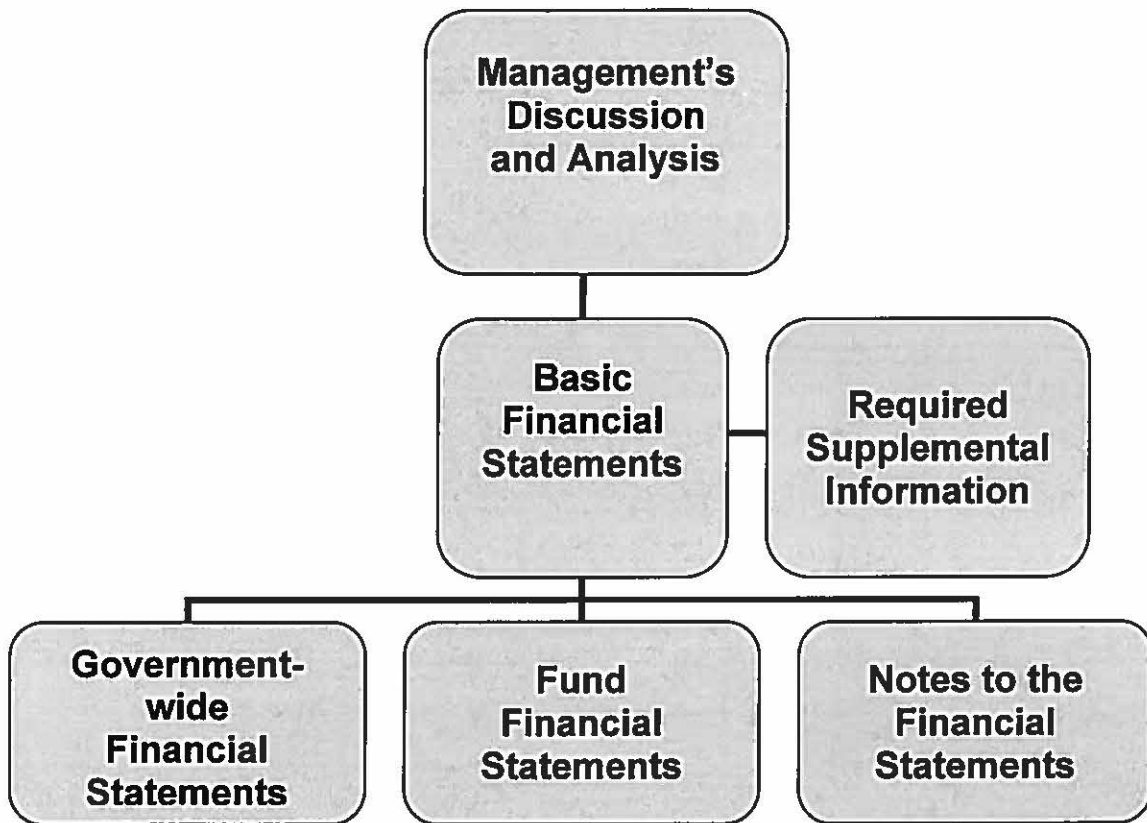


Figure A-2 summarizes the major features of the School's financial statements, including the portion of the School government covered and the types of information contained. The remainder of the overview section of the management's discussion and analysis explains the structure and contents of each of the statements.

FIGURE A-2

Major Features of Irene-Wakonda School's Government-wide and Fund Financial Statements				
	Government-wide	Fund Statements		
	Statements	Governmental Funds	Proprietary Funds	Fiduciary Funds
Scope	Entire School government (except for fiduciary funds)	The activities of the School that are not proprietary or fiduciary, such as elementary and high school education programs.	Activities the School operates similar to private businesses, the food service operation.	Instances in which the School is the trustee or agent for someone else's resources.
Required Financial Statements	*Statement of Net Position *Statement of Activities	*Balance Sheet *Statement of Revenues, Expenditures and Changes in Fund Balances	*Statement of Net Position *Statement of Revenues, Expenses and Changes in Net Position *Statement of Cash Flows	*Statement of Net Position *Statement of Changes in Net Position
Accounting Basis and Measurement Focus	Accrual accounting and economic resources focus	Modified accrual accounting and current financial resources focus	Accrual accounting and economic resources focus	Accrual accounting and economic resources focus
Type of Asset/Liability Information	All assets and liabilities, both financial and capital, and short-term and long-term	Only assets expected to be used up and liabilities that come due during the year or soon thereafter no capital assets included	All assets and liabilities, both financial and capital, and short-term and long-term	All assets and liabilities, both short-term and long-term; the School's funds do not currently contain capital assets although they can
Type of Inflow/Outflow Information	All revenues and expenses during year, regardless of when cash is received or paid	Revenues for which cash is received during or soon after the end of the year; expenditures when goods or services have been received and payment is due during the year or soon thereafter	All revenues and expenses during year, regardless of when cash is received or paid	All revenues and expenses during year, regardless of when cash is received or paid

Government-wide Statements

The government-wide statements report information about the Irene-Wakonda School as a whole using accounting methods similar to those used by private-sector companies. The statement of Net Position includes all of the government's assets and liabilities. All of the current year's revenues and expenses are accounted for in the statement of activities regardless of when cash is received or paid.

The two government-wide statements report the Irene-Wakonda School's Net Position and how they have changed. Net Position – the difference between the School's assets and liabilities – is one way to measure the School's financial health or position.

- Increases or decreases in the School's Net Position are an indicator of whether its financial health is improving or deteriorating, respectively.
- To assess the overall health of the School you need to consider additional nonfinancial factors such as changes in the School's property tax base and changes in the state school aid funding formula from the State of South Dakota.

The government-wide financial statements of the School are reported in two categories:

- **Governmental Activities** - This category includes the School's basic instructional services, such as elementary and high school educational programs, support services (guidance counselor, executive administration, board of education, fiscal services, etc.), debt service payments, extracurricular activities (sports, drama, music, etc.) and capital equipment purchases. Property taxes, state grants, federal grants and interest earnings finance most of these activities.
- **Business-type Activities** - The school charges a fee to students to help cover the costs of providing hot lunch services to all students. The school also charges a fee to the students to help cover some of the cost of the driving portion of Driver's Ed.

Fund Financial Statements

The fund financial statements provide more detailed information about the School's most significant funds – not the School as a whole. Funds are accounting devices that the School uses to keep track of specific sources of funding and spending for particular purposes.

- State Law requires some of the funds.
- The School Board establishes other funds to control and manage money for particular purposes (like the Trust & Agency Fund).

The Irene-Wakonda School has three kinds of funds:

- **Governmental Funds** – Most of the School's basic services are included in the governmental funds, which focus on (1) how cash and other financial assets that can readily converted to cash flow in and out and (2) the balances left at the year-end that are available for spending. Consequently, the governmental funds statements provide a detailed short-term view that helps you determine whether there are more or fewer financial resources that can be spent in the near future to finance the School's programs. Because this information does not encompass the additional long-term focus of the government-wide statements, we provide additional information at the bottom of the governmental funds statements, or on the subsequent page, that explains the relationship (or differences) between them.
- **Proprietary Funds** – Services for which the School charges customers a fee are generally reported in proprietary funds. Proprietary funds, like the government-wide statements, provide both short- and long-term financial information. The Food Service and Driver's Ed (types of proprietary fund) are the only proprietary funds maintained by the School.
- **Fiduciary Funds** – The School is the trustee, or fiduciary, for various external and internal parties. The School is responsible for ensuring that the assets reported in these funds are used for their intended purposes. All of the School's fiduciary activities are reported in a separate statement of fiduciary Net Position and a statement of changes in fiduciary Net Position. We exclude these activities from the School's government-wide financial statements because the School cannot use these assets to finance its operations.

FINANCIAL ANALYSIS OF THE IRENE-WAKONDA SCHOOL DISTRICT AS A WHOLE

Net Position

The Irene-Wakonda School's combined Net Position increased, as follows:

TABLE A-1
IRENE-WAKONDA SCHOOL DISTRICT NO. 13-3
STATEMENT OF NET POSITION

	Primary Government					
	Governmental Activities		Business-Type Activities		Total	
	FY2016	FY2017	FY2016	FY2017	FY2016	FY2017
Current and Other Assets	\$ 6,512,784.81	\$ 5,707,149.69	\$ 47,369.10	\$ 65,176.80	\$ 6,560,153.91	\$ 5,772,326.49
Capital Assets	6,406,769.27	7,387,960.94	23,168.15	19,347.40	6,429,937.42	7,407,308.34
Total Assets	12,919,554.08	13,095,110.63	70,537.25	84,524.20	12,990,091.33	13,179,634.83
Pension Related Deferred Outflows	695,465.56	703,226.75			695,465.56	703,226.75
Long-Term Debt Outstanding	715,924.04	908,344.84			715,924.04	908,344.84
Other Liabilities	294,626.60	356,314.80	2,126.64	2,558.49	296,753.24	358,873.29
Total Liabilities	1,010,550.64	1,264,659.64	2,126.64	2,558.49	1,012,677.28	1,267,218.13
Pension Related Deferred Inflows	540,595.80				540,595.80	
Taxes Levied for a Future Period	1,574,008.31	1,374,361.72			1,574,008.31	1,374,361.72
Total Deferred Inflows of Resources	2,114,604.11	1,374,361.72			2,114,604.11	1,374,361.72
Net Position:						
Net Investment in Capital Assets	5,911,769.21	6,972,960.94	23,168.15	19,347.40	5,934,937.36	6,992,308.34
Restricted	3,801,799.05	3,419,867.07			3,801,799.05	3,419,867.07
Unrestricted	776,296.63	766,488.01	45,242.46	62,618.31	821,539.09	829,106.32
Total Net Position	\$10,489,864.89	\$ 11,159,316.02	\$ 68,410.61	\$ 81,965.71	\$10,558,275.50	\$ 11,241,281.73
Prior Period Adjustment						
Adjusted Beginning Net Position	9,565,344.91	10,489,864.89	53,785.05	68,410.61	9,619,129.96	10,558,275.50
Ending Net Position	\$10,489,864.89	\$ 11,159,316.02	\$ 68,410.61	\$ 81,965.71	\$10,558,275.50	\$ 11,241,281.73
Percentage of Increase (Decrease) in						
Net Position	9.67%	6.38%	27.19%	19.81%	9.76%	6.47%

The Statement of Net Position reports all financial and capital resources. The statement presents the assets and liabilities in order of relative liquidity. The liabilities with average maturities greater than one year are reported in two components -- the amount due within one year and the amount due in more than one year. The long-term liabilities of the school, consisting of compensated absences payable, early retirement benefits payable, SDRS Pension Liability and capital outlay certificates payable have been reported in this manner on the Statement of Net Position. The difference between the school's assets and liabilities is its Net Position.

Changes in Net Position

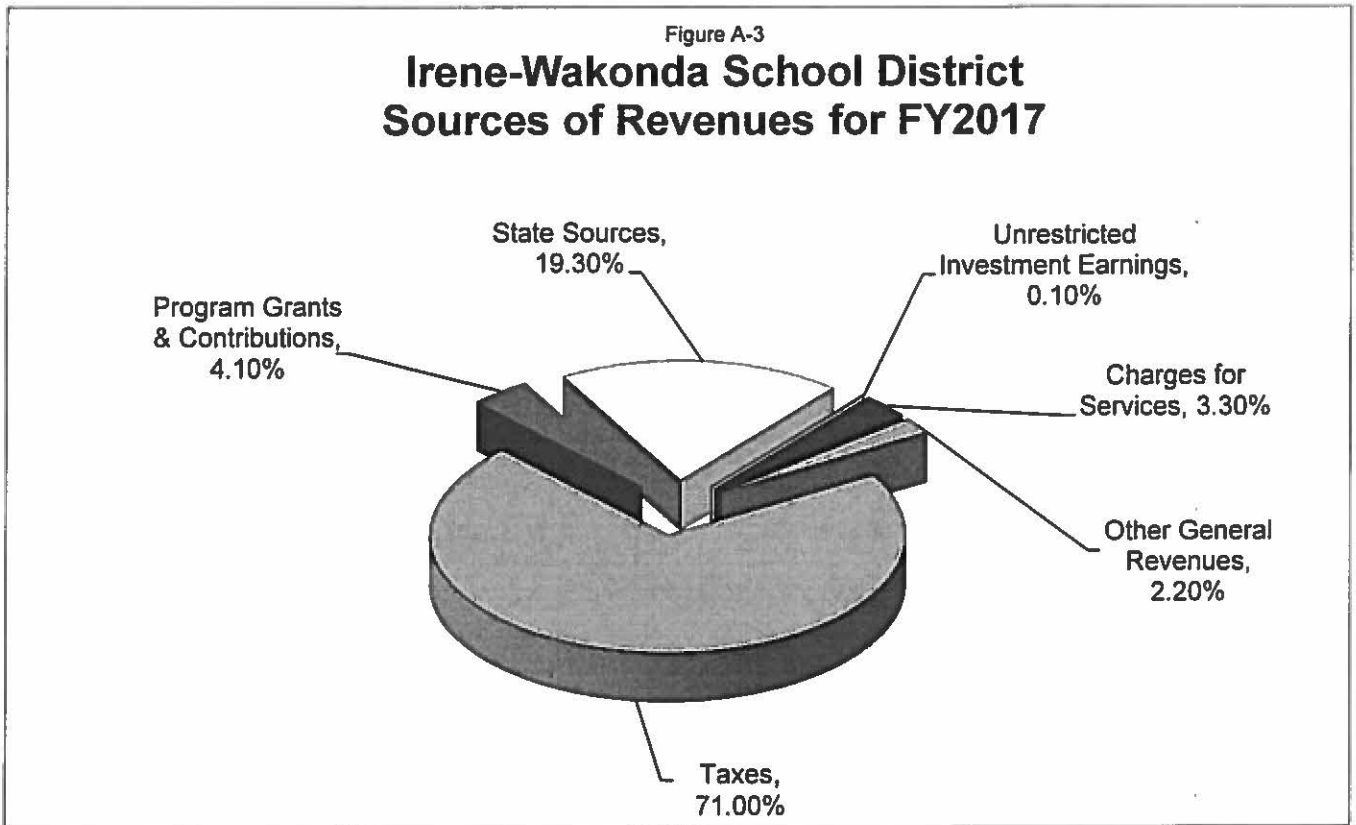
This section will show the financial comparison of revenues and expenses and provide explanations for significant differences.

TABLE A-2
IRENE-WAKONDA SCHOOL DISTRICT 13-3
Changes in Net Position

	Total Governmental Activities		Total Business-Type Activities		Total	
	<u>FY2016</u>	<u>FY2017</u>	<u>FY2016</u>	<u>FY2017</u>	<u>FY2016</u>	<u>FY2017</u>
Revenues						
Program Revenues						
Charges for Services	\$ 80,216.76	\$ 49,440.79	\$ 102,479.84	\$ 105,281.45	\$ 182,696.60	\$ 154,722.24
Operating Grants and Contributions	114,156.78	99,421.17	89,029.30	92,677.75	203,186.08	192,098.92
General Revenues						
Taxes	3,181,299.72	3,332,292.73			3,181,299.72	3,332,292.73
Revenue State Sources	659,019.15	907,900.22			659,019.15	907,900.22
Other General Revenue	127,352.58	102,284.65			127,352.58	102,284.65
Unrestricted Investment Earnings	<u>4,358.75</u>	<u>4,173.95</u>	<u>37.39</u>	<u>51.39</u>	<u>4,396.14</u>	<u>4,225.34</u>
Total Revenues	<u>4,166,403.74</u>	<u>4,495,513.51</u>	<u>191,546.53</u>	<u>198,010.59</u>	<u>4,357,950.27</u>	<u>4,693,524.10</u>
Expenses						
Instruction	1,780,905.45	2,197,525.54			1,780,905.45	2,197,525.54
Support Services	1,244,851.82	1,356,214.10			1,244,851.82	1,356,214.10
Debt Services	21,293.47	7,050.00			21,293.47	7,050.00
Cocurricular Activities	194,833.02	210,782.22			194,833.02	210,782.22
Food Service			175,900.97	184,455.49	175,900.97	184,455.49
Driver's Education			<u>1,020.00</u>		<u>1,020.00</u>	
Total Expenses	<u>3,241,883.76</u>	<u>3,771,571.86</u>	<u>176,920.97</u>	<u>184,455.49</u>	<u>3,418,804.73</u>	<u>3,956,027.35</u>
Excess (Deficiency) Before						
Special Items and Transfers	924,519.98	723,941.65	14,625.56	13,555.10	939,145.54	737,496.75
Increase (Decrease) in Net Position	<u>\$ 924,519.98</u>	<u>\$ 723,941.65</u>	<u>\$ 14,625.56</u>	<u>\$ 13,555.10</u>	<u>\$ 939,145.54</u>	<u>\$ 737,496.75</u>
Net Position - ENDING	<u>\$ 10,489,864.89</u>	<u>\$ 11,159,316.02</u>	<u>\$ 68,410.61</u>	<u>\$ 81,965.71</u>	<u>\$ 10,558,275.50</u>	<u>\$ 11,241,281.73</u>


GOVERNMENTAL ACTIVITIES

The Irene-Wakonda School's total revenues (excluding special items) totaled \$4,693,524.10. (See Table A-2.) Approximately 71% of the School's revenue comes from property and other taxes, with another 19% of the School's revenue coming from State Aid. (See Figure A-3).



The Irene-Wakonda School's total expenses were \$3,956,602.35. See Table A-2) Here is the breakdown of the expenses. The Irene-Wakonda School's expenses cover a range of services, encompassing instruction at 55.5% and support services at 34%. Food Service, Driver's Ed, Co-curricular and Debt Service make up the other 10%. (See Figure a-4)

Figure A-4
**Irene-Wakonda School District
Functional Expenses for FY2017**



BUSINESS-TYPE ACTIVITIES

The School District contracts food service in both the Elementary School and the Junior/Senior High Schools with Lunchtime Solutions. The School district also has a Driver's Ed Fund.

FINANCIAL ANALYSIS OF THE SCHOOL'S FUNDS

The General Fund had a decrease of \$36,736.37 in its fund balance for fiscal year 2017. The ending fund balance for General Fund was \$916,460.54. The Capital Outlay Fund Balance decreased by \$340,472.82 with an ending fund balance of \$1,892,851.83. The Special Education Fund increased \$122,522.33 with an ending fund balance of \$871,331.88. The Pension Fund had an decrease of \$85,898.89 with an ending fund balance of \$154,680.53.

BUDGETARY HIGHLIGHTS

Over the course of the year, the Irene-Wakonda School Board revised the School budget. These amendments could fall into one of the following three categories:

- Contingency transfers approved for unanticipated, yet necessary, expenses to provide for items necessary for the education program of this district.
- Grants that became available or changed in amount.

CAPITAL ASSET ADMINISTRATION

By the end of fiscal year 2016, the School's Governmental Capital Assets increased \$1,155,591.00 due to the purchase of a school bus and a building addition. (See Table A-3)

Table A-3
IRENE-WAKONDA SCHOOL DISTRICT 13-3 - CAPITAL ASSETS

	Governmental Activities			Business-Type Activities		
	FY2016	FY2017	Increase/ (Decrease)	FY2016	FY2017	Increase/ (Decrease)
Land	\$ 33,024	\$ 33,024	\$	\$	\$	\$
Buildings	7,000,673	8,067,707	1,067,034			
Improvements other than Building	692,235	773,798	81,563			
Machinery and Equipment	1,179,051	1,197,394	18,343	103,403	103,403	
Library Books	224,717	213,368	(11,349)			
Total Capital Assets	\$ 9,129,700	\$ 10,285,291	\$ 1,155,591	\$ 103,403	\$ 103,403	\$
Accumulated Depreciation	(2,722,931)	(2,897,331)	(174,400)	(80,235)	(84,055)	(3,820)
Net Capital Assets	\$ 6,406,769	\$ 7,387,960	\$ 981,191	\$ 23,168	\$ 19,348	\$ (3,820)

LONG-TERM DEBT

At year-end the Irene-Wakonda School had \$415,000.00 in Capital Outlay Certificates and \$493,344.84 in other long-term obligations. This is an increase of 26.88% as shown on Table A-4 below.

Table A-4
IRENE-WAKONDA SCHOOL DISTRICT 13-3
Outstanding Debt and Obligations

	Governmental Activities		Total
	FY2016	FY2017	% Change
Capital Outlay Certificates	\$ 495,000.00	\$ 415,000.00	-16.16%
Financing (Acquisition) Lease	38,575.47	8,710.59	-77.42%
SDRS Pension Liability		282,391.91	100.00%
Compensated Absences	13,549.57	11,218.34	-17.21%
Other Postemployment Benefits	168,799.00	191,024.00	13.17%
Total Long-Term Liabilities	\$ 715,924.04	\$ 908,344.84	
Net Increase (Decrease)			26.88%

The Irene-Wakonda School is liable for the accrued vacation leave payable to the 12-month employees (the business manager, and full-time custodians).

ECONOMIC FACTORS AND NEXT YEAR'S BUDGETS

One of the primary sources of revenue to the School is calculated on our number of students based on the state aid fall enrollment count divided by the target student/certified staff FTE ratio. That number, plus our overhead costs is our need for the 2017-18 school year. That will be provided to the school in taxes and state aid. We will base our next year's budgets on the tax valuation and state aid.

CONTACTING THE SCHOOL'S FINANCIAL MANAGEMENT

This financial report is designed to provide our citizens, taxpayers, creditors, and students' families with a general overview of the Irene-Wakonda School's finances and to demonstrate the School's accountability for the money it receives. If you have questions about this report or need additional information, contact the Pam Rudd, Business Manager, Irene-Wakonda School District 13-3, 130 East State Street, PO Box 5, Irene, South Dakota 57037.

THIS PAGE DELIBERATELY BLANK

IRENE-WAKONDA SCHOOL DISTRICT NO. 13-3
STATEMENT OF NET POSITION
JUNE 30, 2017

	Primary Government		Total
	Governmental Activities	Business-Type Activities	
ASSETS:			
Cash and Cash Equivalents	\$ 3,827,555.23	\$ 57,413.41	\$ 3,884,968.64
Investments-Certificates of Deposit	250,000.00		250,000.00
Taxes Receivable	1,515,510.11		1,515,510.11
Accounts Receivable		4,400.44	4,400.44
Due from Other Governments	90,743.35		90,743.35
Inventories	23,341.00	3,362.95	26,703.95
Capital Assets:			
Land	33,023.93		33,023.93
Other Capital Assets, net of Depreciation	7,354,937.01	19,347.40	7,374,284.41
TOTAL ASSETS	13,095,110.63	84,524.20	13,179,634.83
DEFERRED OUTFLOWS OF RESOURCES:			
Pension Related Deferred Outflows	703,226.75		703,226.75
TOTAL DEFERRED OUTFLOWS OF RESOURCES	703,226.75		703,226.75
LIABILITIES :			
Accounts Payable	48,684.16	138.40	48,822.56
Accrued Wages and Benefits Payable	307,630.64		307,630.64
Unearned Revenue		2,420.09	2,420.09
Noncurrent Liabilities:			
Due Within One Year	99,928.93		99,928.93
Due in More than One Year	808,415.91		808,415.91
TOTAL LIABILITIES	1,264,659.64	2,558.49	1,267,218.13
DEFERRED INFLOWS OF RESOURCES:			
Taxes levied for Future Period	1,374,361.72		1,374,361.72
TOTAL DEFERRED INFLOWS OF RESOURCES	1,374,361.72		1,374,361.72
NET POSITION:			
Net Investment in Capital Assets	6,972,960.94	19,347.40	6,992,308.34
Restricted for:			
Capital Outlay	1,945,556.10		1,945,556.10
Special Education	894,129.56		894,129.56
Pension	159,346.57		159,346.57
SDRS Pension Purposes	420,834.84		420,834.84
Unrestricted	766,488.01	62,618.31	829,106.32
TOTAL NET POSITION	\$ 11,159,316.02	\$ 81,965.71	\$ 11,241,281.73

The notes to the financial statements are an integral part of this statement

IRENE-WAKONDA SCHOOL DISTRICT NO. 13-3
STATEMENT OF ACTIVITIES
FOR THE YEAR ENDED JUNE 30, 2017

Functions/Programs	Expenses	Program Revenues		Net (Expense) Revenue and Changes in Net Position		
		Charges for Services	Operating Grants and Contributions	Primary Government		
				Governmental Activities	Business-Type Activities	Total
Primary Government:						
Governmental Activities:						
Instruction	\$ 2,197,525.54	\$	\$ 99,421.17	\$ (2,098,104.37)	\$	\$ (2,098,104.37)
Support Services	1,356,214.10	29,599.49		(1,326,614.61)		(1,326,614.61)
*Interest on Long-term Debt	7,050.00			(7,050.00)		(7,050.00)
Cocurricular Activities	210,782.22	19,841.30		(190,940.92)		(190,940.92)
Total Governmental Activities	3,771,571.86	49,440.79	99,421.17	(3,622,709.90)		(3,622,709.90)
Business-type Activities:						
Food Service	184,455.49	104,861.45	92,677.75		13,083.71	13,083.71
Driver's Education		420.00			420.00	420.00
Total Business-type Activities	184,455.49	105,281.45	92,677.75		13,503.71	13,503.71
Total Primary Government	\$ 3,956,027.35	\$ 154,722.24	\$ 192,098.92	(3,622,709.90)	13,503.71	(3,609,206.19)
*The District does not have interest expense related to the functions presented above. This amount includes indirect interest expense on general long-term debt.						
General Revenues:						
Taxes:						
Property Taxes				3,248,059.98		3,248,059.98
Utility Tax Receipts				84,232.75		84,232.75
Revenue from State Sources:						
State Aid				907,900.22		907,900.22
Unrestricted Investment Earnings				4,173.95	51.39	4,225.34
Other General Revenues				102,284.65		102,284.65
Total General Revenues and Transfers				4,346,651.55	51.39	4,346,702.94
Change in Net Position				723,941.65	13,555.10	737,496.75
Net Position-Beginning				10,489,864.89	68,410.61	10,558,275.50
Prior Period Adjustment				(54,490.52)		(54,490.52)
Adjusted Net Position - Beginning				10,435,374.37	68,410.61	10,503,784.98
NET POSITION - ENDING				\$ 11,159,316.02	\$ 81,965.71	\$ 11,241,281.73

The notes to the financial statements are an integral part of this statement

IRENE-WAKONDA SCHOOL DISTRICT NO. 13-3
BALANCE SHEET
GOVERNMENTAL FUNDS
JUNE 30, 2017

	<u>General Fund</u>	<u>Capital Outlay Fund</u>	<u>Special Education Fund</u>	<u>Pension Fund</u>	<u>Total Governmental Funds</u>
ASSETS:					
Cash and Cash Equivalents	\$ 1,052,652.52	\$ 1,694,314.24	\$ 915,865.67	\$ 164,722.80	\$ 3,827,555.23
Investments-Certificates of Deposit	50,000.00	200,000.00			250,000.00
Taxes Receivable - Current	507,659.57	579,049.69	287,652.46		1,374,361.72
Taxes Receivable - Delinquent	60,980.40	52,704.27	22,797.68	4,666.04	141,148.39
Due From Other Governments	90,743.35				90,743.35
Inventory of Supplies	23,341.00				23,341.00
TOTAL ASSETS	<u>\$ 1,785,376.84</u>	<u>\$ 2,526,068.20</u>	<u>\$ 1,226,315.81</u>	<u>\$ 169,388.84</u>	<u>\$ 5,707,149.69</u>
LIABILITIES, DEFERRED INFLOWS OF RESOURCES AND FUND BALANCES:					
Liabilities:					
Accounts Payable	\$ 37,185.25	\$ 1,462.41	\$ 10,036.50	\$	\$ 48,684.16
Contracts Payable	201,330.57		24,083.40		225,413.97
Payroll Deductions and Withholdings and Employer Matching Payable	<u>61,760.51</u>		<u>10,413.89</u>	<u>10,042.27</u>	<u>82,216.67</u>
Total Liabilities	<u>300,276.33</u>	<u>1,462.41</u>	<u>44,533.79</u>	<u>10,042.27</u>	<u>356,314.80</u>
Deferred Inflows of Resources:					
Taxes Levied for a Future Period	507,659.57	579,049.69	287,652.46		1,374,361.72
Unavailable Revenue-Property Taxes	<u>60,980.40</u>	<u>52,704.27</u>	<u>22,797.68</u>	<u>4,666.04</u>	<u>141,148.39</u>
Total Deferred Inflows of Resources	<u>568,639.97</u>	<u>631,753.96</u>	<u>310,450.14</u>	<u>4,666.04</u>	<u>1,515,510.11</u>
Fund Balances:					
Unreserved Fund Balances:					
Nonspendable	23,341.00				23,341.00
Restricted		1,892,851.83	871,331.88	154,680.53	2,918,864.24
Assigned	213,533.72				213,533.72
Unassigned	<u>679,585.82</u>				<u>679,585.82</u>
Total Fund Balances	<u>916,460.54</u>	<u>1,892,851.83</u>	<u>871,331.88</u>	<u>154,680.53</u>	<u>3,835,324.78</u>
TOTAL LIABILITIES AND FUND BALANCES	<u>\$ 1,785,376.84</u>	<u>\$ 2,526,068.20</u>	<u>\$ 1,226,315.81</u>	<u>\$ 169,388.84</u>	<u>\$ 5,707,149.69</u>

The notes to the financial statements are an integral part of this statement

**IRENE-WAKONDA SCHOOL DISTRICT NO. 13-3
RECONCILIATION OF THE GOVERNMENTAL FUNDS BALANCE SHEET
TO THE STATEMENT OF NET POSITION
JUNE 30, 2017**

Total Fund Balances - Governmental Funds \$ 3,835,324.78

Amounts reported for governmental activities in the statement of Net Position are different because:

Capital assets used in governmental activities are not financial resources and therefore are not reported in the funds.

Cost of Capital Assets	\$ 10,285,291.98	
Accumulated Depreciation	<u>(2,897,331.04)</u>	7,387,960.94

Long-term liabilities are not due and payable in the current period and therefore are not reported in the funds. Long-term liabilities at year end consist of:

Capital Outlay Certificates	(415,000.00)	
Capital Lease Payable	(8,710.59)	
Other Postemployment Benefits Payable	(191,024.00)	
Accrued Vacation Payable	<u>(11,218.34)</u>	(625,952.93)

Net Pension Liability reported in governmental activities is not an available financial resource and therefore is not reported in the funds.		(282,391.91)
--	--	--------------

Pension related deferred outflows are components of pension asset and therefore are not reported in the funds.		703,226.75
--	--	------------

Assets such as taxes receivable (delinquent) are not available to pay for current period expenditures and therefore are deferred in the funds.		<u>141,148.39</u>
--	--	-------------------

Net Position- Governmental Funds \$11,159,316.02

The notes to the financial statements are an integral part of this statement

IRENE-WAKONDA SCHOOL DISTRICT NO. 13-3
STATEMENT OF REVENUES, EXPENDITURES AND CHANGES IN FUND BALANCES
GOVERNMENTAL FUNDS
FOR THE YEAR ENDED JUNE 30, 2017

	General Fund	Capital Outlay Fund	Special Education Fund	Pension Fund	Total Governmental Funds
Revenues:					
Revenue from Local Sources:					
Taxes:					
Ad Valorem Taxes	\$ 1,182,889.71	\$ 1,325,248.88	\$ 625,039.33	\$ 53,918.49	\$ 3,187,096.41
Prior Years' Ad Valorem Taxes	7,425.87	4,773.70	2,201.88	403.14	14,804.59
Utility Taxes	84,232.75				84,232.75
Penalties and Interest on Taxes	3,450.41	2,233.87	995.95	193.05	6,873.28
Earnings on Investments and Deposits	1,367.59	1,730.84	857.30	218.22	4,173.95
Cocurricular Activities:					
Admissions	19,841.30				19,841.30
Other Revenue from Local Sources:					
Medicaid Direct			26,375.50		26,375.50
Medicaid Indirect	2,853.99		370.00		3,223.99
Other	18,084.10	12,986.77	50.00		31,120.87
Revenue from Intermediate Sources:					
County Sources:					
County Apportionment	32,663.78				32,663.78
Revenue from State Sources:					
Grants-in-Aid:					
Unrestricted Grants-in-Aid	907,900.22				907,900.22
Revenue from Federal Sources:					
Grants-in-Aid:					
Restricted Grants-in-Aid Received from Federal Government Through the State	99,421.17				99,421.17
Total Revenue	2,360,130.89	1,346,974.06	655,889.96	54,732.90	4,417,727.81

Expenditures:

Instruction:

Regular Programs:

Elementary	513,131.90	41,586.80	22,697.13	577,415.83
Middle School	138,361.80	3,165.82	6,097.02	147,624.64
High School	523,285.11	72,284.38	20,245.59	615,815.08
Preschool	65,023.77			65,023.77

Special Programs:

Programs for Special Education			474,541.96	474,541.96
Educationally Deprived	76,749.96			76,749.96

Support Services:

Pupils:

Guidance	63,468.91		3,120.57	66,589.48
Health	2,248.76			2,248.76
Psychological			3,346.18	3,346.18
Speech Pathology			11,827.91	11,827.91
Student Therapy Services			43,554.69	43,554.69

Support Services - Instructional Staff:

Educational Media	142,427.10	5,042.34	4,863.67	152,333.11
-------------------	------------	----------	----------	------------

Support Services - General Administration:

Board of Education	22,261.55		96.89	22,358.44
Executive Administration	115,112.93	1,076.74	4,839.60	121,029.27

Support Services - School Administration:

Office of the Principal	152,043.07		6,575.01	158,618.08
Other	175.70			175.70

Support Services - Business:

Fiscal Services	111,046.62	5,019.00	3,028.90	119,094.52
Facilities Acquisition and Construction				
Operation and Maintenance of Plant	393,603.70	19,527.71	8,503.68	421,635.09
Pupil Transportation	127,775.61	389.14	1,657.65	129,822.40
Food Services	12,107.43			12,107.43
Professional Services	2,040.00	3,198.20		5,238.20

IRENE-WAKONDA SCHOOL DISTRICT NO. 13-3
STATEMENT OF REVENUES, EXPENDITURES AND CHANGES IN FUND BALANCES
GOVERNMENTAL FUNDS
FOR THE YEAR ENDED JUNE 30, 2017

	<u>General Fund</u>	<u>Capital Outlay Fund</u>	<u>Special Education Fund</u>	<u>Pension Fund</u>	<u>Total Governmental Funds</u>
Debt Services		116,914.88			116,914.88
Cocurricular Activities:					
Male Activities	46,096.38			1,841.11	47,937.49
Female Activities	44,344.44			1,143.73	45,488.17
Combined Activities	41,509.51	18,035.46		1,527.61	61,072.58
Capital Outlay		<u>1,205,259.42</u>			<u>1,205,259.42</u>
Total Expenditures	<u>2,592,814.25</u>	<u>1,491,499.89</u>	<u>533,367.63</u>	<u>86,141.27</u>	<u>4,703,823.04</u>
Excess of Revenue Over (Under)					
Expenditures	<u>(232,683.36)</u>	<u>(144,525.83)</u>	<u>122,522.33</u>	<u>(31,408.37)</u>	<u>(286,095.23)</u>
Other Financing Sources (Uses):					
Transfer In	195,946.99				195,946.99
Transfer (Out)		<u>(195,946.99)</u>			<u>(195,946.99)</u>
Total Other Financing Sources (Uses)	<u>195,946.99</u>	<u>(195,946.99)</u>			
Net Change in Fund Balances	(36,736.37)	(340,472.82)	122,522.33	(31,408.37)	(286,095.23)
Fund Balance - Beginning	<u>953,196.91</u>	<u>2,233,324.65</u>	<u>748,809.55</u>	<u>240,579.42</u>	<u>4,175,910.53</u>
Prior Period Adjustment				<u>(54,490.52)</u>	<u>(54,490.52)</u>
FUND BALANCE - ENDING	<u>\$ 916,460.54</u>	<u>\$ 1,892,851.83</u>	<u>\$ 871,331.88</u>	<u>\$ 154,680.53</u>	<u>\$ 3,835,324.78</u>

The notes to the financial statements are an integral part of this statement

**IRENE-WAKONDA SCHOOL DISTRICT NO. 13-3
RECONCILIATION OF THE STATEMENT OF REVENUES, EXPENDITURES
AND CHANGES IN FUND BALANCES TO THE
GOVERNMENT-WIDE STATEMENT OF ACTIVITIES
FOR THE YEAR ENDED JUNE 30, 2017**

Net Change in Fund Balances - Total Governmental Funds \$ (286,095.23)

Amounts reported for governmental activities in the statement of activities are different because:

Governmental funds report capital outlays as expenditures. However, in the statement of activities the cost of those assets are allocated over their estimated useful lives and reported as depreciation expense. The amount by which capital outlay expense exceeds depreciation expense during the period is:

Capital Outlays	\$ 1,205,259.42	
Depreciation	<u>(262,567.75)</u>	942,691.67

Payment of principal on long-term debt is an expenditure in the governmental funds, but the repayment reduces long-term liabilities in the statement of Net Position. 109,864.88

In the statement of activities, gains and losses on disposal of assets are reported, whereas in the governmental funds, the proceeds of the disposal is reflected, regardless of whether a gain or loss is realized. (11,500.00)

Changes in the pension related deferred outflows/inflows are direct components of pension liability(asset) and are not reflected in the governmental funds. (100,411.59)

Because some property taxes will not be collected for several months after the district's fiscal year ends, they are not considered "available" and are deferred in the governmental funds. Deferred tax revenues increased by this amount this year. 39,285.70

In the statement of activities, certain operating expenses-compensated absences (vacation pay) and other post-employment benefits payable are measured by the amounts earned during the year. In the governmental funds however, expenditures for these are measured by the amount of financial resources used (the amounts actually paid). This year's changes in these amounts are: (19,893.78)

The receipt of donated capital assets is not reported on the fund statements, but is reported as a program revenue on the government wide financial statements. 50,000.00

Change in Net Position of Governmental Activities \$ 723,941.65

The notes to the financial statements are an integral part of this statement

IRENE-WAKONDA SCHOOL DISTRICT NO. 13-3
STATEMENT OF NET POSITION
PROPRIETARY FUNDS
JUNE 30, 2017

	<u>Enterprise Funds</u>		
	<u>Food Service Fund</u>	<u>Other Enterprise Funds</u>	<u>Total</u>
ASSETS:			
Current Assets:			
Cash and Cash Equivalents	\$ 56,972.03	\$ 441.38	\$ 57,413.41
Accounts Receivable	2,069.51		2,069.51
Accounts Receivable-CBM	2,330.93		2,330.93
Inventory of Donated Food	3,362.95		3,362.95
Total Current Assets	<u>64,735.42</u>	<u>441.38</u>	<u>65,176.80</u>
Capital Assets:			
Machinery and Equipment	103,402.83		103,402.83
Less: Accumulated Depreciation	<u>(84,055.43)</u>		<u>(84,055.43)</u>
Total Noncurrent Assets	<u>19,347.40</u>		<u>19,347.40</u>
TOTAL ASSETS	<u>84,082.82</u>	<u>441.38</u>	<u>84,524.20</u>
LIABILITIES:			
Current Liabilities:			
Accounts Payable	138.40		138.40
Unearned Revenues	<u>2,420.09</u>		<u>2,420.09</u>
TOTAL LIABILITIES	<u>2,558.49</u>		<u>2,558.49</u>
NET POSITION:			
Net Investment in Capital Assets	19,347.40		19,347.40
Unrestricted Net Position	<u>62,176.93</u>	<u>441.38</u>	<u>62,618.31</u>
Total Net Position	<u>\$ 81,524.33</u>	<u>\$ 441.38</u>	<u>\$ 81,965.71</u>

The notes to the financial statements are an integral part of this statement

**IRENE-WAKONDA SCHOOL DISTRICT NO. 13-3
STATEMENT OF REVENUES, EXPENSES, AND
CHANGES IN FUND NET POSITION
PROPRIETARY FUNDS
FOR THE YEAR ENDED JUNE 30, 2017**

	<u>Enterprise Funds</u>		<u>Total</u>
	<u>Food Service Fund</u>	<u>Other Enterprise Fund</u>	
Operating Revenue:			
Sales:			
To Pupils	\$ 96,335.42	\$ 420.00	\$ 96,755.42
To Adults	8,523.46		8,523.46
A la Carte	<u>2.57</u>		<u>2.57</u>
Total Operating Revenue	<u>104,861.45</u>	<u>420.00</u>	<u>105,281.45</u>
Operating Expenses:			
Food Service:			
Purchased Services	160,384.22		160,384.22
Supplies	574.70		574.70
Cost of Sales-Donated Food	19,675.82		19,675.82
Depreciation Expense	<u>3,820.75</u>		<u>3,820.75</u>
Total Operating Expenses	<u>184,455.49</u>		<u>184,455.49</u>
Operating Income (Loss)	<u>(79,594.04)</u>	<u>420.00</u>	<u>(79,174.04)</u>
Nonoperating Revenue (Expense):			
Local Sources:			
Investment Earnings	47.65	3.74	51.39
State Sources:			
Cash Reimbursements	704.12		704.12
Federal Sources:			
Cash Reimbursements	71,152.59		71,152.59
Donated Food	<u>20,821.04</u>		<u>20,821.04</u>
Total Nonoperating Revenue (Expense)	<u>92,725.40</u>	<u>3.74</u>	<u>92,729.14</u>
Change in Net Position	13,131.36	423.74	13,555.10
Net Position - Beginning	<u>68,392.97</u>	<u>17.64</u>	<u>68,410.61</u>
NET POSITION- ENDING	<u>\$ 81,524.33</u>	<u>\$ 441.38</u>	<u>\$ 81,965.71</u>

The notes to the financial statements are an integral part of this statement

IRENE-WAKONDA SCHOOL DISTRICT NO. 13-3
STATEMENT OF CASH FLOWS
PROPRIETARY FUNDS
FOR THE YEAR ENDED JUNE 30, 2017

	Enterprise Funds		Total
	Food Service Fund	Other Enterprise Fund	
Cash Flows from Operating Activities:			
Receipts from Customers	\$ 105,488.92	\$ 420.00	\$ 105,908.92
Payments to Suppliers/Others	<u>(160,820.52)</u>	<u> </u>	<u>(160,820.52)</u>
Net Cash Provided (Used) by Operating Activities	<u>(55,331.60)</u>	<u>420.00</u>	<u>(54,911.60)</u>
Cash Flows from Noncapital Financing Activities:			
Operating Subsidies	<u>71,856.71</u>	<u> </u>	<u>71,856.71</u>
Net Cash Provided (Used) by Noncapital Financing Act	<u>71,856.71</u>	<u> </u>	<u>71,856.71</u>
Cash Flows from Investing Activities:			
Investment Earnings	<u>47.65</u>	<u>3.74</u>	<u>51.39</u>
Net Increase (Decrease) in Cash and Cash Equivalents	<u>\$ 16,572.76</u>	<u>\$ 423.74</u>	<u>\$ 16,996.50</u>
Cash and Cash Equivalents at Beginning of Year	\$ 40,399.27	\$ 17.64	\$ 40,416.91
CASH/CASH EQUIVALENTS AT END OF YEAR	<u>56,972.03</u>	<u>441.38</u>	<u>57,413.41</u>
Net Increase (Decrease) in Cash and Cash Equivalents	<u>\$ 16,572.76</u>	<u>\$ 423.74</u>	<u>\$ 16,996.50</u>
RECONCILIATION OF OPERATING INCOME (LOSS) TO NET CASH PROVIDED (USED) BY OPERATING ACTIVITIES:			
Operating Income (Loss)	\$ (79,594.04)	\$ 420.00	\$ (79,174.04)
Adjustments to Reconcile Operating Income to Net Cash Provided (Used) by Operating Activities:			
Depreciation Expense	3,820.75		3,820.75
Value of Commodities Used	19,675.82		19,675.82
Change in Assets and Liabilities:			
Accounts Receivable	334.02		334.02
Accounts and Other Payables	138.40		138.40
Unearned Revenue	<u>293.45</u>	<u> </u>	<u>293.45</u>
Net Cash Provided (Used) by Operating Activities	<u>\$ (55,331.60)</u>	<u>\$ 420.00</u>	<u>\$ (54,911.60)</u>
Noncash Investing, Capital and Financing Activities:			
Value of Commodities Received	\$ 20,821.04		

The notes to the financial statements are an integral part of this statement

**IRENE-WAKONDA SCHOOL DISTRICT NO. 13-3
STATEMENT OF NET POSITION
FIDUCIARY FUNDS
JUNE 30, 2017**

	Private-Purpose Trust Funds	Agency Funds
ASSETS:		
Cash and Cash Equivalents	\$ 23,441.75	\$ 92,321.67
Investments-Certificates of Deposit	47,765.44	
Accounts Receivable		585.11
TOTAL ASSETS	71,207.19	92,906.78
 LIABILITIES:		
Accounts Payable		550.71
Amount Held for Others		92,356.07
Total Liabilities		\$ 92,906.78
 NET POSITION		
Held in Trust for Scholarships	\$ 71,207.19	

The notes to the financial statements are an integral part of this statement

**IRENE-WAKONDA SCHOOL DISTRICT NO. 13-3
STATEMENT OF CHANGES IN NET POSITION
FIDUCIARY FUNDS
FOR THE YEAR ENDED JUNE 30, 2017**

	<u>Private-Purpose Trust Funds</u>
ADDITIONS:	
Contributions	\$ 16,950.00
Interest on Investments	<u>240.19</u>
Total Additions	<u>17,190.19</u>
 DEDUCTIONS:	
Trust Deductions for Scholarships	<u>2,003.69</u>
Total Deductions	<u>2,003.69</u>
 Change in Net Position	 15,186.50
 Net Position - Beginning	 <u>56,020.69</u>
 NET POSITION - ENDING	 <u>\$ 71,207.19</u>

The notes to the financial statements are an integral part of this statement

IRENE-WAKONDA SCHOOL DISTRICT NO. 13-3
NOTES TO THE FINANCIAL STATEMENTS

NOTE 1 - SUMMARY OF SIGNIFICANT ACCOUNTING POLICIES

The accounting policies of the School District conform to generally accepted accounting principles applicable to government entities in the United States of America.

a. **Financial Reporting Entity:**

The reporting entity of Irene-Wakonda School District No. 13-3, consists of the primary government (which includes all of the funds, organizations, institutions, agencies, departments, and offices that make up the legal entity, plus those funds for which the primary government has a fiduciary responsibility, even though those fiduciary funds may represent organizations that do not meet the criteria for inclusion in the financial reporting entity); those organizations for which the primary government is financially accountable; and other organizations for which the nature and significance of their relationship with the primary government are such that their exclusion would cause the financial reporting entity's financial statements to be misleading or incomplete.

The School District participates in a cooperative service unit with several other school districts. See detailed note entitled "Joint Ventures" for specific disclosures. Joint ventures do not meet the criteria for inclusion in the financial reporting entity as component unit, but are discussed in these notes because of their relationship with the School District.

b. **Basis of Presentation:**

Government-wide Financial Statements:

The Statement of Net Position and Statement of Activities display information about the reporting entity as a whole. They include all funds of the reporting entity except for fiduciary funds. The statements distinguish between governmental and business-type activities. Governmental activities generally are financed through taxes, intergovernmental revenues, and other non-exchange revenues. Business-type activities are financed in whole or in part by fees charged to external parties for goods or services.

The Statement of Net Position reports all financial and capital resources, in a Net Position form (assets and deferred outflows of resources minus liabilities and deferred inflows of resources equal net position). Net Position are displayed in three components, as applicable, net investment in capital assets, restricted (distinguishing between major categories of restrictions), and unrestricted.

The Statement of Activities presents a comparison between direct expenses and program revenues for each segment of the business-type activities of the District and for each function of the District's governmental activities. Direct expenses are those that are specifically associated with a program or function and, therefore, are clearly identifiable to a particular function. Program revenues include (a) charges paid by the recipients of goods or services offered by the programs and (b) grants and contributions that are restricted to meeting the operational or capital requirements of a particular program. Revenues that are not classified as program revenues, including all taxes, are presented as general revenues.

Fund Financial Statements:

Fund financial statements of the reporting entity are organized into funds, each of which is considered to be a separate accounting entity. Each fund is accounted for by providing a separate set of self-balancing accounts that constitute its assets, liabilities, fund equity, revenues, and expenditures/ expenses. Funds are organized into three major categories: governmental, proprietary, and fiduciary. An emphasis is placed on major funds within the governmental and proprietary categories. A fund is considered major if it is the primary operating fund of the District or it meets the following criteria:

1. Total assets and deferred outflows of resources, liabilities and deferred inflows of resources, revenues, or expenditures/expenses of the individual governmental or enterprise fund are at least 10 percent of the corresponding total for all funds of that category or type, and
2. Total assets and deferred outflows of resources, liabilities and deferred inflows of resources, revenues, or expenditures/expenses of the individual governmental or enterprise fund are at least 5 percent of the corresponding total for all governmental and enterprise funds combined, or
3. Management has elected to classify one or more governmental or enterprise funds as major for consistency in reporting from year to year, or because of public interest in the fund's operations.

The funds of the District financial reporting entity are described below within their respective fund types:

Governmental Funds:

General Fund - A fund established by South Dakota Codified Laws (SDCL) 13-16-3 to meet all the general operational costs of the school district, excluding capital outlay fund and special education fund expenditures. The General Fund is always a major fund.

Special Revenue Fund Types - Special revenue funds are used to account for the proceeds of specific revenue sources that are legally restricted to expenditures for specified purposes.

Capital Outlay Fund--A fund established by SDCL 13-16-6 to meet expenditures which result in the lease of, acquisition of or additions to real property, plant or equipment, textbooks and instructional software. This fund is financed by property taxes. This is a major fund.

Special Education Fund--A fund established by SDCL 13-37-16 to pay the costs for the special education of all children in need of special assistance and prolonged assistance who reside within the district. This fund is financed by grants and property taxes. This is a major fund.

Pension Fund--A fund established by SDCL 13-10-6 for the purpose of paying pensions to retired employees of school districts, which have established such systems, paying the District's share of retirement plan contributions, and for funding early retirement benefits to qualifying employees. This fund is financed by property taxes. This is a major fund.

Proprietary Funds:

Enterprise Funds – Enterprise funds may be used to report any activity for which a fee is charged to external users for goods or services. Activities are required to be reported as enterprise funds if any one of the following criteria is met.

- a. The activity is financed with debt that is secured solely by a pledge of the net revenues from fees and charges of the activity. Debt that is secured by a pledge of net revenues from fees and charges and the full faith and credit of a related primary government or component unit—even if that government is not expected to make any payments—is not payable solely from fees and charges of the activity. (Some debt may be secured, in part, by a portion of its own proceeds but should be considered as payable "solely" from the revenues of the activity.)
- b. Laws or regulations require that the activity's costs of providing services, including capital costs (such as depreciation or debt service), be recovered with fees and charges, rather than with taxes or similar revenues.
- c. The pricing policies of the activity establish fees and charges designed to recover its costs, including capital costs (such as depreciation or debt service).

Food Service Fund – A fund used to record financial transactions related to food service operations. This fund is financed by user charges and grants. This is a major fund.

Other Enterprise Funds – A fund used to record financial transactions related to providing drivers education. This fund is financed by user charges and grants. This is a major fund.

Fiduciary Funds:

Fiduciary Funds consist of the following sub-categories and are never considered to be major funds.

Private-Purpose Trust Funds - private-purpose trust funds are used to account for all other trust arrangements under which principal and income benefit individuals, private organizations, or other governments. The School District maintains the following type of private-purpose trust fund: Scholarship.

Agency Funds - agency funds are used to account for resources held by the School District in a purely custodial capacity (assets equal liabilities). Since agency funds are custodial in nature they do not involve the measurement of results of operations. The District maintains agency funds for the following purposes: Individual Class Funds, Student Council Funds and various Student Club Activity Funds.

c. Measurement Focus and Basis of Accounting

Measurement focus is a term used to describe "how" transactions are recorded within the various financial statements. Basis of accounting refers to "when" revenues and expenditures or expenses are recognized in the accounts and reported in the financial statements, regardless of the measurement focus.

Measurement Focus:*Government-wide Financial Statements:*

In the government-wide Statement of Net Position and Statement of Activities, both governmental and business-type activities are presented using the economic resources measurement focus, applied on the accrual basis of accounting.

Fund Financial Statements:

In the fund financial statements, the "current financial resources" measurement focus and the modified accrual basis of accounting are applied to governmental funds, while the "economic resources" measurement focus and the accrual basis of accounting are applied to the proprietary and fiduciary fund types.

Basis of Accounting:*Government-wide Financial Statements:*

In the government-wide Statement of Net Position and Statement of Activities, governmental and business-type activities are presented using the accrual basis of accounting. Under the accrual basis of accounting, revenues and related assets generally are recorded when earned (usually when the right to receive cash vests); and, expenses and related liabilities are recorded when an obligation is incurred (usually when the obligation to pay cash in the future vests).

Fund Financial Statements:

All governmental fund types are accounted for using the modified accrual basis of accounting. Their revenues, including property taxes, generally are recognized when they become measurable and available. "Available" means resources are collected or to be collected soon enough after the end of the fiscal year that they can be used to pay the bills of the current period. The accrual period does not exceed one bill-paying cycle, and for the Irene-Wakonda School District No. 13-3, the length of that cycle is 60 days. The revenues that were accrued at June 30, 2017 are amounts due from other governments for grants and utility taxes.

Under the modified accrual basis of accounting, receivables may be measurable but not available. Available means collectable within the current period or soon enough thereafter to be used to pay liabilities of the current period. Unavailable revenues, where asset recognition criteria have been met, but for which revenue recognition criteria have not been met, are reported as a deferred inflow of resources.

Expenditures generally are recognized when the related fund liability is incurred. Exceptions to this general rule include principal and interest on general long-term debt which are recognized when due.

All proprietary fund and fiduciary fund types are accounted for using the accrual basis of accounting. Their revenues are recognized when they are earned, and their expenses are recognized when they are incurred.

d. Interfund Eliminations and Reclassifications:

Government-wide Financial Statements:

In the process of aggregating data for the government-wide financial statements, some amounts reported as interfund activity and balances in the fund financial statements have been eliminated or reclassified, as follows:

1. In order to minimize the grossing-up effect on assets and liabilities within the governmental and business-type activities columns of the primary government, amounts reported as interfund receivables and payables have been eliminated in the governmental and business-type activities columns, except for the net, residual amounts due between governmental and business-type activities, which are presented as Internal Balances.

e. Deposits and Investments

For the purpose of financial reporting, "cash and cash equivalents" includes all demand and savings accounts and certificates of deposit or short-term investments with a term to maturity at date of acquisition of three months or less. Investments in open-end mutual fund shares, or similar investments in external investment pools, are also considered to be cash equivalents.

Investments classified in the financial statements consist entirely of certificates of deposit whose term to maturity at date of acquisition exceeds three months, and/or those types of investment authorized by South Dakota Codified Law (SDCL) 4-5-6.

f. Capital Assets

Capital assets include land, buildings, machinery and equipment, and all other tangible or intangible assets that are used in operations and that have initial useful lives extending beyond a single reporting period.

The accounting treatment over capital assets depends on whether the assets are used in governmental fund operations or proprietary fund operations and whether they are reported in the government-wide or fund financial statements.

Government-Wide Statements

All capital assets are valued at historical cost or estimated historical cost if actual historical cost is not available. Donated capital assets are valued at their estimated fair value on the date donated. Reported cost values include ancillary charges necessary to place the asset into its intended location and condition for use. Subsequent to initial capitalization, improvements or betterments that are significant and which extend the useful life of a capital asset are also capitalized.

For governmental activities Capital Assets, construction-period interest is not capitalized, in accordance with USGAAP, while for capital assets used in business-type activities/proprietary fund's operations, construction period interest is capitalized in accordance with USGAAP.

The total June 30, 2017 balance of capital assets for governmental activities includes approximately 2.168% for which the costs were determined by estimates of original costs. The total June 30, 2017 balance of capital assets for business-type activities are valued at original cost. These estimated original costs were established by prior records at cost or historical costs.

Depreciation of all exhaustible capital assets is recorded as an allocated expense in the government-wide Statement of Activities, with net capital assets reflected in the Statement of Net Position. Capitalization thresholds (the dollar values above which asset acquisitions are added to the capital asset accounts), depreciation methods, and estimated useful lives of capital assets reported in the government-wide statements and proprietary funds are as follows:

	Capitalization Threshold	Depreciation Method	Estimated Useful Life
Land	All	NA	NA
Improvements	\$ 25,000.00	Straight Line	10-50 Years
Buildings	25,000.00	Straight Line	50 Years
Machinery and Equipment	5,000.00	Straight Line	2-20 Years
Food Service Machinery and Equipment	500.00	Straight Line	12 Years

Land is an inexhaustible capital asset and is not depreciated.

Fund Financial Statements

In the fund financial statements, capital assets used in governmental fund operations are accounted for as capital expenditures of the appropriate governmental fund upon acquisition. Capital assets used in proprietary fund operations are accounted for on the accrual basis, the same as in the government-wide statements.

g. Long-Term Liabilities:

The accounting treatment of long-term liabilities depends on whether the assets are used in governmental fund operations or proprietary fund operations and whether they are reported in the government-wide or fund financial statements.

All long-term liabilities to be repaid from governmental and business-type resources are reported as liabilities in the government-wide statements. The long-term liabilities primarily consist of capital outlay certificates payable, accrued leave, capital lease payable, and other postemployment benefits payable.

In the fund financial statements, debt proceeds are reported as revenues (other financing sources), while payments of principal and interest are reported as expenditures when they become due. The accounting for proprietary fund long-term debt is on the accrual basis, the same in the fund statements as in the government-wide statements.

h. Program Revenues

In the government-wide Statement of Activities, reported program revenues derive directly from the program itself or from parties other than the District's taxpayers or citizenry, as a whole. Program revenues are classified into three categories, as follows:

1. Charges for services – These arise from charges to customers, applicants, or others who purchase, use, or directly benefit from the goods, services, or privileges provided, or are otherwise directly affected by the services.
2. Program-specific operating grants and contributions – These arise from mandatory and

voluntary non-exchange transactions with other governments, organizations, or individuals that are restricted for use in a particular program.

3. Program-specific capital grants and contributions – These arise from mandatory and voluntary non-exchange transactions with other governments, organizations, or individuals that are restricted for the acquisition of capital assets for use in a particular program.

i. Proprietary Funds Revenue and Expense Classifications:

In the proprietary fund's Statement of Revenues, Expenses, and Changes in Fund Net Position, revenues and expenses are classified in a manner consistent with how they are classified in the Statement of Cash Flows. That is, transactions for which related cash flows are reported as capital and related financing activities, noncapital financing activities, or investing activities are not reported as components of operating revenues or expenses.

j. Cash and Cash Equivalents:

The School District pools its cash resources for depositing and investing purposes. Accordingly, the enterprise funds have access to their cash resources on demand. Accordingly, all reported enterprise fund deposit and investment balances are considered to be cash equivalents for the purpose of the Statement of Cash Flows.

k. Deferred Inflows and Deferred Outflows of Resources:

In addition to assets, the statement of financial position reports a separate section for deferred outflows of resources. Deferred outflows of resources represent consumption of net position that applies to a future period or periods. These items will not be recognized as an outflow of resources until the applicable future period.

In addition to liabilities, the statement of financial position reports a separate section for deferred inflows of resources. Deferred inflows of resources represent acquisitions of net position that applies to a future period or periods. These items will not be recognized as an inflow of resources until the applicable future period.

I. Equity Classifications:

Government-wide Statements:

Equity is classified as Net Position and is displayed in three components:

1. Net Investment in Capital Assets – Consists of capital assets, including restricted capital assets, net of accumulated depreciation (if applicable) and reduced by the outstanding balances of any bonds, mortgages, notes, or other borrowings that are attributable to the acquisition, construction, or improvement of those assets.
2. Restricted Net Position – Consists of Net Position with constraints placed on their use either by (a) external groups such as creditors, grantors, contributors, or laws and regulations of other governments; or (b) law through constitutional provisions or enabling legislation.
3. Unrestricted Net Position – All other Net Position that do not meet the definition of "restricted" or Net Investment in Capital Assets."

Fund Financial Statements:

Governmental fund equity is classified as fund balance, and may distinguish between Nonspendable, Restricted, Committed, Assigned or Unassigned components. Proprietary fund equity is classified the same as in the government-wide financial statements. Fiduciary fund equity (except for Agency Funds, which have no fund equity) is reported as Net Position held in trust for other purposes.

m. Application of Net Position:

It is the School District's policy to first use restricted Net Position, prior to the use of unrestricted Net Position, when an expense is incurred for purposes for which both restricted and unrestricted Net Position are available.

n. Fund Balance Classification Policies and Procedures:

In accordance with Government Accounting Standards Board (GASB) No. 54, Fund Balance Reporting and Governmental Fund Type Definitions, the School District classifies governmental fund balances as follows:

- Nonspendable – includes fund balance amounts that cannot be spent either because it is not in spendable form or because of legal or contractual constraints.
- Restricted – includes fund balance amounts that are constrained for specific purposes which are externally imposed by providers, such as creditors or amounts constrained due to constitutional provisions or enabling legislation.
- Committed – includes fund balance amounts that are constrained for specific purposes that are internally imposed by the government through formal action of the highest level of decision making authority and does not lapse at year-end.
- Assigned – includes fund balance amounts that are intended to be used for specific purposes that are neither considered restricted or committed. Fund Balance may be assigned by the school board.
- Unassigned – includes positive fund balance within the General Fund which has not been classified within the above mentioned categories and negative fund balances in other governmental funds.

The School District uses *restricted/committed* amounts first when both restricted and unrestricted fund balance is available unless there are legal documents/contracts that prohibit doing this, such as a grant agreement requiring dollar for dollar spending. Additionally, the district would first use *committed, then assigned, and lastly, unassigned* amounts of unrestricted fund balance when expenditures are made.

The School District does not have a formal minimum fund balance policy.

A schedule of fund balances is provided as follows:

**IRENE-WAKONDA SCHOOL DISTRICT NO. 13-3
DISCLOSURE OF FUND BALANCES REPORTED ON BALANCE SHEET
GOVERNMENTAL FUNDS
JUNE 30, 2017**

	<u>General Fund</u>	<u>Capital Outlay Fund</u>	<u>Special Education Fund</u>	<u>Pension Fund</u>	<u>Total Governmental Funds</u>
Fund Balances:					
<i>Nonspendable:</i>					
Inventory	\$ 23,341.00	\$	\$	\$	\$ 23,341.00
<i>Restricted for:</i>					
Capital Outlay		1,892,851.83			1,892,851.83
Special Education			871,331.88		871,331.88
Pension				154,680.53	154,680.53
<i>Assigned to:</i>					
Unemployment	26,398.72				26,398.72
Proposed Budget	187,135.00				187,135.00
<i>Unassigned</i>	<u>679,585.82</u>				<u>679,585.82</u>
Total Fund Balances	<u>\$ 916,460.54</u>	<u>\$ 1,892,851.83</u>	<u>\$ 871,331.88</u>	<u>\$ 154,680.53</u>	<u>\$ 3,835,324.78</u>

o. Pensions

For purposes of measuring the net pension liability (asset), deferred outflows of resources and deferred inflows of resources related to pensions, and pension expense (revenue), information about the fiduciary net position of the South Dakota Retirement System (SDRS) and additions to/deletions from SDRS's fiduciary net position have been determined on the same basis as they are reported by SDRS. School District contributions and net pension liability (asset) are recognized on an accrual basis of accounting.

NOTE 2 – DEPOSITS AND INVESTMENTS CREDIT RISK, CONCENTRATIONS OF CREDIT RISK AND INTEREST RATE RISK

The School District follows the practice of aggregating the cash assets of various funds to maximize cash management efficiency and returns. Various restrictions on deposits and investments are imposed by statutes. These restrictions are summarized below:

Deposits – The School District's deposits are made in qualified public depositories as defined by SDCL 4-6A-1, 13-16-15, 13-16-15.1 and 13-16-18.1. Qualified depositories are required by SDCL 4-6A-3 to maintain at all times, segregated from their other assets, eligible collateral having a value equal to at least 100 percent of the public deposit accounts which exceed deposit insurance such as the FDIC and NCUA. In lieu of pledging eligible securities, a qualified public depository may furnish irrevocable standby letters of credit issued by federal home loan banks accompanied by written evidence of that bank's public debt rating which may not be less than "AA" or a qualified public depository may furnish a corporate surety bond of a corporation authorized to do business in South Dakota.

Investments – In general, SDCL 4-5-6 permits school funds to be invested in (a) securities of the United States and securities guaranteed by the United States Government either directly or indirectly; or (b) repurchase agreements fully collateralized by securities described in (a) above; or

in shares of an open-end, no-load fund administered by an investment company whose investments are in securities described in (a) above and repurchase agreements described in (b) above. Also, SDCL 4-5-9 requires that investments shall be in the physical custody of the political subdivision or may be deposited in a safe-keeping account with any bank or trust company designated by the political subdivision as its fiscal agent.

Interest Rate Risk – The school district does not have a formal investment policy that limits investment maturities as a means of managing its exposure to fair value losses arising from increasing interest rates.

Credit Risk – State law limits eligible investments for the school district, as discussed above. The school district has no investment policy that would further limit its investment choices.

Concentration of Credit Risk – The school district places no limit on the amount that may be invested in any one issuer. The school district does not have any investments with an external investment pool as of June 30, 2017.

Assignment of Investment Income - State law allows income from deposits and investments to be credited to either the General Fund or the fund making the investment. The School District's policy is to credit all income from investments to the fund making the investment.

NOTE 3 – RECEIVABLES AND PAYABLES:

Receivables and payables are not aggregated in these financial statements. The School District expects all receivables to be collected within one year.

NOTE 4 – INVENTORY

Inventory held for consumption is stated at cost.

Inventory for resale is stated at the lower of cost or market. The cost valuation method is the first in, first out method. Donated commodities are valued at estimated market value based on the USDA price list at date of receipt.

In the government-wide and in the enterprise fund financial statements, inventory items are initially recorded as assets and charged to expense in the various functions of government as they are consumed.

In the governmental fund financial statements, inventories consist of expendable supplies held for consumption. The cost is recorded as an expenditure at the time individual inventory items are consumed. Reported inventories are equally offset by Nonspendable Fund Balance which indicates that they do not constitute "available spendable resources" even though they are a component of net current assets.

NOTE 5 - PROPERTY TAXES

Property taxes are levied on or before each October 1, attach as an enforceable lien on property as of the following January 1, and are payable in two installments on or before the following April 30 and October 31. The county bills and collects the School District's taxes and remits them to

the School District.

School District property tax revenues are recognized to the extent that they are used to finance each year's appropriations. Revenue related to current year property taxes receivable which is not intended to be used to finance the current year's appropriations and therefore are not susceptible to accrual has been reported as deferred revenue in both the fund financial statements and the government-wide financial statements. Additionally, in the fund financial statements, revenue from property taxes may be limited by any amount not collected during the current fiscal period or within the "availability period".

NOTE 6 - CHANGES IN CAPITAL ASSETS

A summary of changes in capital assets for the year ended June 30, 2017 is as follows:

Primary Government	Balance <u>June 30, 2016</u>	<u>Increases</u>	<u>Decreases</u>	Balance <u>June 30, 2017</u>
Governmental Activities:				
Capital Assets, not depreciated:				
Land	\$ 33,023.93	\$	\$	\$ 33,023.93
Total Assets Not Being Depreciated	<u>33,023.93</u>	<u></u>	<u></u>	<u>33,023.93</u>
Capital Assets, depreciated:				
Buildings	7,000,673.56	1,067,035.20		8,067,708.76
Improvements	692,234.64	81,563.39		773,798.03
Machinery and Equipment	1,179,051.53	105,354.07	87,011.92	1,197,393.68
Library Books	224,716.82	1,306.76	12,656.00	213,367.58
Total Assets Being Depreciated	<u>9,096,676.55</u>	<u>1,255,259.42</u>	<u>99,667.92</u>	<u>10,252,268.05</u>
Less Accumulated Depreciation:				
Buildings	1,531,754.22	133,207.82		1,664,962.04
Improvements	323,383.70	35,220.06		358,603.76
Machinery and Equipment	681,310.07	88,805.68	75,511.92	694,603.83
Library Books	186,483.22	5,334.19	12,656.00	179,161.41
Total Accumulated Depreciation	<u>2,722,931.21</u>	<u>262,567.75</u>	<u>88,167.92</u>	<u>2,897,331.04</u>
Total Capital Assets, being depreciated, net	<u>6,373,745.34</u>	<u>992,691.67</u>	<u>11,500.00</u>	<u>7,354,937.01</u>
Governmental activities capital assets, net	<u>\$ 6,406,769.27</u>	<u>\$ 992,691.67</u>	<u>\$ 11,500.00</u>	<u>\$ 7,387,960.94</u>

**Depreciation expense was charged to functions as follows:

Governmental Activities:	
Instruction	\$ 120,048.93
Support Services	86,234.84
Cocurricular Activities	56,283.98
Total Depreciation expense governmental activities	<u>\$ 262,567.75</u>

Business-type Activities	Balance 06/30/16	Increases	Decreases	Balance 06/30/17
Business-type activity capital assets, net				
Capital Assets, depreciated:				
Machinery and Equipment	\$ 103,402.83	\$	\$	\$ 103,402.83
Less Accumulated Depreciation:				
Machinery and Equipment	80,234.68	3,820.75		84,055.43
Business-type activity capital assets, net	<u>\$ 23,168.15</u>	<u>\$ (3,820.75)</u>	<u>\$</u>	<u>\$ 19,347.40</u>

**Depreciation expense was charged to functions as follows:

Business-type Activity	
Food Service	<u>\$ 3,820.75</u>

NOTE 7- LONG -TERM LIABILITIES

A summary of the changes in long-term liabilities for the year ended June 30, 2017 is as follows:

<i>Primary Government:</i>	Beginning Balance	Additions	Retired	Ending Balance	Due Within One Year
Governmental Activities:					
Capital Outlay Certificates	\$ 495,000.00	\$	\$ 80,000.00	\$ 415,000.00	\$ 80,000.00
Financing (Acquisition) Lease	38,575.47		29,864.88	8,710.59	8,710.59
SDRS Pension Liability		282,391.91		282,391.91	
Accrued Compensated Absences	13,549.57	14,541.83	16,873.06	11,218.34	11,218.34
Post-Employment Benefits	168,799.00	32,933.00	10,708.00	191,024.00	
Total Governmental Activities	<u>\$ 715,924.04</u>	<u>\$ 329,866.74</u>	<u>\$ 137,445.94</u>	<u>\$ 908,344.84</u>	<u>\$ 99,928.93</u>

Compensated absences and other post-employment benefits for the governmental activities typically have been liquidated from the General Fund.

Liabilities payable at June 30, 2017 are comprised of the following:

Capital Outlay Certificates:

Series 2015 Capital Outlay Refunding Certificates, payable semi-annually with interest at 1.50% to 3.85%, depending on time to maturity. Final payment due August 1, 2021, payable from Capital Outlay Fund. \$ 415,000.00

Financing (Acquisition) Lease:

Lease of Copiers. Interest rate of 0.00%. Lease matures on January 2019, payable from Capital Outlay Fund. 8,710.59

Compensated Absences:

Accrued vacation leave, payments to be made from the General Fund 11,218.34

Other Post Employment Benefits:

Obligations to individuals who are retired or will retire from the School District and will receive post-employment benefits. Payments made from the General Fund 191,024.00

SDRS Pension Liability

Pension liability (See Note 9) 282,391.91

Financing (Capital Acquisition) Leases:

The purchase price at the commencement of the financing (capital acquisition) lease was:

Principal	\$ 63,462.87
Interest	
Total	<u>\$ 63,462.87</u>

The annual debt service requirements to maturity for all debt outstanding, other than compensated absences, SDRS Pension Liability and post-employment benefits payable, as of June 30, 2017 are as follows:

Year Ending June 30,	Financing Lease	Capital Outlay Certificates		Total	
	Principal	Principal	Interest	Principal	Interest
2018	\$ 8,710.59	\$ 80,000.00	\$ 5,750.00	\$ 88,710.59	\$ 5,750.00
2019		85,000.00	4,755.00	85,000.00	4,755.00
2020		85,000.00	3,565.00	85,000.00	3,565.00
2021		80,000.00	2,250.00	80,000.00	2,250.00
2022		85,000.00	765.00	85,000.00	765.00
Totals	<u>\$ 8,710.59</u>	<u>\$ 415,000.00</u>	<u>\$ 17,085.00</u>	<u>\$ 423,710.59</u>	<u>\$ 17,085.00</u>

NOTE 8 - RESTRICTED NET POSITION

The following table shows the Net Position restricted for other purposes as shown on the Statement of Net Position:

<u>Major Purposes</u>	<u>Restricted By:</u>	<u>Amount:</u>
Capital Outlay Purposes	Law	\$ 1,945,556.10
Special Education Purposes	Law	894,129.56
Pension Purposes	Law	159,346.57
SDRS Pension Purposes	Law	420,834.84
Total Restricted Net Position:		<u>\$ 3,419,867.07</u>

NOTE 9 – PENSION PLAN

Plan Information:

All employees, working more than 20 hours per week during the school year, participate in the South Dakota Retirement System (SDRS), a cost sharing, multiple employer defined benefit pension plan administered by SDRS to provide retirement benefits for employees of the State of South Dakota and its political subdivisions. The SDRS provides retirement, disability, and survivors' benefits. The right to receive retirement benefits vests after three years of credited service. Authority for establishing, administering and amending plan provisions are found in SDCL 3-12. The SDRS issues a publicly available financial report that includes financial statements and required supplementary information. That report may be obtained at <http://www.sdrs.sd.gov/publications.aspx> or by writing to the SDRS, P.O. Box 1098, Pierre, SD 57501-1098 or by calling (605) 773-3731.

Benefits Provided:

SDRS has three different classes of employees, Class A, Class B public safety and Class B judicial. Class A retirement benefits are determined as 1.7 percent prior to 2008 and 1.55 percent thereafter of the employee's final 3-year average compensation times the employee's years of service. Employees with 3 years of service are eligible to retire at age 55. Class B public safety benefits are determined as 2.4 percent for service prior to 2008 and 2.0 percent thereafter of employee final average compensation. Class B judicial benefits are determined as 3.733 percent for service prior to 2008 and 3.333 percent thereafter of employee final average compensation. All Class B employees with 3 years of service are eligible to retire at age 45. Employees are eligible for service-related disability benefits regardless of length of service. Three years of service is required for nonservice-related disability eligibility. Disability benefits are determined in the same manner as retirement benefits but are payable immediately without an actuarial reduction. Death benefits are a percent of the employee's final average salary.

The annual increase in the amount of the SDRS benefits payable one each July 1 is indexed to the consumer price index (CPI) based on SDRS funded status:

- If the SDRS market value funded ratio is 100% or more – 3.1% COLA
- If the SDRS market value funded ratio is 80.0% to 99.9%, index with the CPI
 - 90.0% to 99.9% funded – 2.1% minimum and 2.8% maximum COLA
 - 80.0% to 90.0% funded – 2.1% minimum and 2.4% maximum COLA
- If the SDRS market value funded ratio is less than 80% - 2.1% COLA

All benefits except those depending on the Member's Accumulated Contributions are annually increased by the Cost-of-Living Adjustment.

Contributions:

Per SDCL 3-12, contribution requirements of the active employees and the participating employers are established and may be amended by the SDRS Board. Covered employees are required by state statute to contribute the following percentages of their salary to the plan; Class

A Members, 6.0% of salary; Class B Judicial Members, 9.0% of salary; and Class B Public Safety Members, 8.0% of salary. State statute also requires the employer to contribute an amount equal to the employee's contribution. State statute also requires the employer to make an additional contribution in the amount of 6.2 percent for any compensation exceeding the maximum taxable amount for social security for general employees only. The School District's share of contributions to the SDRS for the fiscal years ended June 30, 2017, 2016, and 2015 were \$103,387.52, \$94,906.18, and \$94,626.88, respectively, equal to the required contributions each year.

Pension Liabilities (Assets), Pension Expense (Revenue), and Deferred Outflows of Resources and Deferred Inflows of Resources to Pensions:

At June 30, 2016, SDRS is 96.89% funded and accordingly has a net pension asset. The proportionate shares of the components of the net pension asset of South Dakota Retirement System, for the School District as of the measurement period ending June 30, 2016 and reported by the School District as of June 30, 2017 are as follows:

Proportionate share of pension liability	\$ 9,071,625.22
Less proportionate share of net pension restricted for r	<u>8,789,233.31</u>
Proportionate share of net pension liability	<u>\$ 282,391.91</u>

At June 30, 2016, the School District reported a liability of \$282,391.91 for its proportionate share of the net pension liability. The net pension liability was measured as of June 30, 2016 and the total pension liability used to calculate the net pension liability was based on a projection of the School's share of contributions to the pension plan relative to the contributions of all participating entities. At June 30, 2016, the School District's proportion was . 0.08359980%, which is a decrease of 0.0027836% from its proportion measured as of June 30, 2015.

For the year ended June 30, 2017, the School District recognized pension expense of \$100,411.59. At June 30, 2017 the School District reported deferred outflows of resources and deferred inflows of resources related to pensions from the following sources:

	<u>Deferred Outflows of Resources</u>	<u>Deferred Inflows of Resources</u>
Difference between expected and actual experience	\$ 98,306.88	\$
Changes in assumption	169,139.37	
Net difference between projected and actual earnings on pension plan investments	314,115.26	
Changes in proportion and difference between District contributions and proportionate share of contributions	18,277.72	
District contributions subsequent to the measurement date	<u>103,387.52</u>	
TOTAL	<u>\$ 703,226.75</u>	<u>\$</u>

\$103,387.52 reported as deferred outflow of resources related to pensions resulting from School District contributions subsequent to the measurement date will be recognized as a reduction of the net pension liability in the year ending June 30, 2018. Other amounts reported as deferred

outflows of resources and deferred inflows of resources related to pensions will be recognized in pension expense (revenue) as follows:

Year Ended June 30	
2018	\$ 156,924.09
2019	94,923.32
2020	198,897.90
2021	<u>130,816.19</u>
TOTAL	<u>\$ 581,561.50</u>

Actuarial Assumptions:

The total pension liability (asset) in the June 30, 2016 actuarial valuation was determined using the following actuarial assumptions, applied to all periods included in the measurement:

Inflation	3.25 percent
Salary Increases	5.83 percent at entry to 3.87 percent after 30 years of service
Investment Rate of Return	7.25 percent through 2017 and 7.50 percent thereafter, net of pension plan investment expense

Mortality rates were based on the RP-2000 Employee Mortality Table for males and females, as appropriate.

The actuarial assumptions used in the June 30, 2016 valuation were based on the results of an actuarial experience study for the period July 1, 2005 through June 30, 2011. The mortality assumptions were revised based on an extension of the experience study including mortality experience through June 30, 2013.

Investment portfolio management is the statutory responsibility of the South Dakota Investment Council (SDIC), which may utilize the services of external money managers for management of a portion of the portfolio. SDIC is governed by the Prudent Man Rule (i.e., the council should use the same degree of care as a prudent man). Current SDIC investment policies dictate limits on the percentage of assets invested in various types of vehicles (equities, fixed income securities, real estate, cash, private equity, etc.). The long-term expected rate of return on pension plan investments was determined using a method in which best-estimate ranges of expected future real rates of return (expected returns, net of pension plan investment expense and inflation) are developed for each major asset class. These ranges are combined to produce the long-term expected rate of return by weighing the expected future real rates of return by the target asset allocation percentage and by adding expected inflation. Best estimates of real rates of return for each major asset class included in the pension plan's target asset allocation as of June 30, 2016 (see the discussion of the pension plan's investment policy) are summarized in the following table using geometric means:

<u>Asset Class</u>	<u>Target Allocation</u>	<u>Long-Term Expected Real Rate of Return</u>
Global Equity	58.0%	4.5%
Fixed Income	30.0%	1.8%
Real Estate	10.0%	4.6%
Cash	<u>2.0%</u>	0.7%
Total	<u>100.0%</u>	

Discount Rate:

The discount rate used to measure the total pension liability (asset) was 7.25 percent through 2017 and 7.50% thereafter. The projection of cash flows used to determine the discount rate assumed that employee contributions will be made at the current contribution rate and that matching employer contributions from will be made at rates equal to the member rate. Based on these assumptions, the pension plan's fiduciary net position was projected to be available to make all future benefit payments of current plan members. Therefore, the long-term expected rate of return on pension plan investments was applied to all periods of projected benefit payments to determine the total pension liability (asset).

Sensitivity of liability (asset) to changes in the discount rate:

The following presents the School District's proportionate share of net pension liability (asset) calculated using the discount rate of 7.25 percent through 2017 and 7.50 percent thereafter, as well as what the School's proportionate share of the net pension liability (asset) would be if it were calculated using a discount rate that is 1-percentage point lower (6.25/6.50%) or 1-percentage point higher (8.25/8.50%) than the current rate:

	<u>1% Decrease</u>	<u>Current Discount Rate</u>	<u>1% Increase</u>
School District's proportionate share of the net pension liability (asset)	\$ 1,580,261.38	\$ 282,391.91	\$ (776,160.02)

Pension Plan Fiduciary Net Position:

Detailed information about the plan's fiduciary net position is available in the separately issued SDRS financial report.

NOTE 10 – OTHER POST EMPLOYMENT BENEFITS - HEALTHCARE PLAN

Plan Description: Irene-Wakonda School District has a single-employer defined benefit medical plan administered by Sanford Health of South Dakota. This plan provides medical insurance benefits to eligible current employees, as well as retirees meeting eligibility requirements. After eligibility for retiree benefits is established, retirees must pay premiums until they are eligible for Medicare. SDCL 6-1-16 specifically allows any school district to provide health insurance for retiring employees and their immediate families. The liability exists because of an implicit subsidy of costs of the benefits to retirees of the district. The Sanford Health Plan issues an actuarial report that includes required supplementary information. That report may be obtained by writing to the Irene-Wakonda School District, P.O. Box 5, Irene, SD 57037, or by calling the school at 605-263-3311.

Funding Policy: The district funds the postemployment benefits on a pay-as-you-go basis. Because the district does not use a trust fund to administer the financing of other

postemployment benefits, no separate financial statements are required.

Annual OPEB Cost and Net OPEB Obligation: The school district's annual other postemployment benefit (OPEB) cost (expense) is calculated based on the annual required contribution of the employer (ARC), an amount actuarially determined in accordance with the parameters of GASB Statement 45. The ARC represents a level of funding that, if paid on an ongoing basis, is projected to cover normal cost each year and amortize any unfunded actuarial liabilities (or funding excess) over a period not to exceed thirty years. The following table shows the components of the school district's annual OPEB cost for the year, the amount actually contributed to the plan, and changes in the school district's net OPEB obligation to the plan:

Annual required contribution	\$ 36,230
Interest on net OPEB obligation	5,064
Adjustment to annual required contribution	<u>(8,361)</u>
Annual OPEB cost (expense)	32,933
Contributions made	<u>(10,708)</u>
Increase in net OPEB obligation	22,225
Net OPEB obligation - beginning of year	<u>168,799</u>
Net OPEB obligation - end of year	<u>\$ 191,024</u>

The school district's annual OPEB cost, the percentage of annual OPEB cost contributed to the plan, and the net OPEB obligation for the fiscal year 2017 and the prior two years were as follows:

Funded Status and Funding Progress: As of June 30, 2015, the most recent actuarial valuation date, the plan was not funded. The actuarial accrued liability for benefits was \$281,514, and the actuarial value of assets was \$0, resulting in an unfunded actuarial accrued liability (UAAL) of \$281,514.

Fiscal Year <u>Ended</u>	Annual OPEB <u>Cost</u>	Percentage of Annual OPEB <u>Cost Contributed</u>	Net OPEB <u>Obligation</u>
06/30/15	\$ 32,577	22.27%	\$ 146,856
06/30/16	32,713	32.92%	168,799
06/30/17	32,933	32.51%	191,024

Actuarial valuations of an ongoing plan involve estimates of the value of reported amounts and assumptions about the probability of occurrence of events far into the future. Examples include assumptions about future employment, mortality, and the healthcare cost trend. Amounts determined regarding the funded status of the plan and the annual required contributions of the employer are subject to continual revision as actual results are compared with past expectations and new estimates are made about the future. The schedule of funding progress, presented as required supplementary information following the notes to the financial statements, presents multiyear trend information about whether the actuarial value of plan assets is increasing or decreasing over time relative to the actuarial accrued liabilities for benefits.

Actuarial Methods and Assumptions: Projections of benefits for financial reporting purposes are based on the substantive plan (the plan as understood by the employer and the plan members) and include the types of benefits provided at the time of each valuation and the historical pattern of sharing of benefit costs between the employer and plan members to that point. The actuarial methods and assumptions used include techniques that are designed to reduce the effects of short-term volatility in actuarial accrued liabilities and the actuarial value of assets, consistent with the long-term perspective of the calculations.

In the June 30, 2015, actuarial valuation, the Unit Credit Actuarial Cost Method was used. The actuarial assumptions include a 4.5 percent rate of return and an annual healthcare cost trend rate of 5.8 percent initially, reduced by decrements to an ultimate rate of 5.5 percent after 45 years. Both rates include a 3.0 percent inflation assumption. The UAAL is being amortized as a level percentage of projected payroll on an open basis over a period of 30 years.

NOTE 11 - JOINT VENTURES

The school district participates in the Southeast Area Cooperative, a cooperative service unit (co-op) formed for the purpose of providing special education services to the member school districts.

The members of the co-op and their relative percentage participation in the co-op are as follows:

Alcester-Hudson	8.44%
Beresford	19.33%
Canton	25.71%
Elk Point-Jefferson	19.67%
Gayville-Volin	8.35%
Irene-Wakonda	8.13%
Viborg-Hurley	10.37%

The Southeast Area Cooperative's governing board is composed of one school board member representative from each member school district. The board is responsible for adopting the co-op's budget and setting service fees at a level adequate to fund the adopted budget.

The School District retains no equity in the Net Position of the co-op, but does have a responsibility to fund deficits of the co-op in proportion to the relative participation described above.

Separate financial statements for this joint venture are available from the Southeast Area Cooperative.

At June 30, 2017 this joint venture had total assets of \$573,824.79, total deferred outflows of resources of \$487,215.45, total liabilities of \$369,407.65, total deferred inflows of resources of \$3,655.57 and net position of \$687,977.02.

NOTE 12 - RISK MANAGEMENT

The school district is exposed to various risks of loss related to tort; theft of, damage to, and destruction of assets; errors and omissions; injuries to employees; and natural disasters. During the period ended June 30, 2017, the school district managed its risks as follows:

Liability Insurance

The school district purchases liability insurance for risks related to torts, theft or damage to property, and errors and omissions of public officials from a commercial insurance carrier. Settled claims resulting from these risks have not exceeded the liability coverage during the past three years.

Worker's Compensation

The school district purchases liability insurance for worker's compensation from a commercial carrier. Settled claims resulting from these risks have not exceeded the liability coverage over the past three years.

Unemployment Benefits

The school has elected to be self-insured and retain all risk for liabilities resulting from claims for unemployment benefits.

The School District has an Assigned Fund Balance in the General Fund in the amount of \$26,398.72 for the payment of future unemployment benefits.

During the year ended June 30, 2017 there were no payments made for unemployment benefits. At June 30, 2017, no claims had been filed for unemployment benefits and none are anticipated in the next fiscal year.

NOTE 13 – SIGNIFICANT CONTINGENCIES - LITIGATION

At June 30, 2017, the school district was not involved in any litigation.

NOTE 14 – INTERFUND TRANSFERS

Interfund transfers for the year ended June 30, 2017 were as follows:

	<u>Transfers to:</u>
	General
<u>Transfer From:</u>	<u>Fund</u>
Capital Outlay Fund	\$ 195,946.99

A transfer was made to the General Fund from Capital Outlay to cover insurance, utility, and fuel expenses.

NOTE 15 – PRIOR PERIOD ADJUSTMENT

Revenues in the Pension Fund were overstated in the amount of \$54,490.52 in a prior year. The prior period adjustment corrects for that overstatement.

**REQUIRED SUPPLEMENTARY INFORMATION
 IRENE-WAKONDA SCHOOL DISTRICT NO. 13-3
 BUDGETARY COMPARISON SCHEDULE - BUDGETARY BASIS
 GENERAL FUND
 FOR THE YEAR ENDED JUNE 30, 2017**

	<u>Budgeted Amounts</u>		<u>Actual Amounts (Budgetary Basis)</u>	<u>Variance Positive (Negative)</u>
	<u>Original</u>	<u>Final</u>		
Revenues:				
Revenue from Local Sources:				
Taxes:				
Ad Valorem Taxes	\$ 1,181,952.00	\$ 1,181,952.00	\$ 1,182,889.71	\$ 937.71
Prior Years' Ad Valorem Taxes	6,500.00	6,500.00	7,425.87	925.87
Utility Receipts Taxes	80,000.00	80,000.00	84,232.75	4,232.75
Penalties and Interest on Taxes	3,000.00	3,000.00	3,450.41	450.41
Earnings on Investments	10,000.00	10,000.00	1,367.59	(8,632.41)
Cocurricular Activities:				
Admissions	18,000.00	18,000.00	19,841.30	1,841.30
Other Revenue from Local Sources:				
Charges for Services	15,000.00	15,000.00	2,853.99	(12,146.01)
Other	25,000.00	25,000.00	18,084.10	(6,915.90)
Revenue from Intermediate Sources:				
County Sources:				
County Apportionment	35,000.00	35,000.00	32,663.78	(2,336.22)
Revenue from State Sources:				
Grants-in-Aid:				
Unrestricted Grants-in-Aid	828,190.00	828,190.00	907,900.22	79,710.22
Revenue from Federal Sources:				
Grants-in-Aid:				
Restricted Grants-in-Aid Received from Federal Government through the State	110,458.00	110,458.00	99,421.17	(11,036.83)
Total Revenue	<u>2,313,100.00</u>	<u>2,313,100.00</u>	<u>2,360,130.89</u>	<u>47,030.89</u>
Expenditures:				
Instruction:				
Regular Programs:				
Elementary	532,527.00	532,527.00	513,131.90	19,395.10
Middle School	149,351.00	149,351.00	138,361.80	10,989.20
High School	521,600.00	523,878.78	523,285.11	593.67
Preschool	65,853.00	65,853.00	65,023.77	829.23

**REQUIRED SUPPLEMENTARY INFORMATION
 IRENE-WAKONDA SCHOOL DISTRICT NO. 13-3
 BUDGETARY COMPARISON SCHEDULE - BUDGETARY BASIS
 GENERAL FUND
 FOR THE YEAR ENDED JUNE 30, 2017**

	<u>Budgeted Amounts</u>		<u>Actual Amounts (Budgetary Basis)</u>	<u>Variance Positive (Negative)</u>
	<u>Original</u>	<u>Final</u>		
Special Programs:				
Educationally Deprived	84,126.00	84,126.00	76,749.96	7,376.04
Support Services:				
Pupils:				
Guidance	64,975.00	64,975.00	63,468.91	1,506.09
Health	7,736.00	7,736.00	2,248.76	5,487.24
Support Services - Instructional Staff:				
Improvement of Instruction	1,200.00	1,200.00		1,200.00
Educational Media	143,970.00	147,303.80	142,427.10	4,876.70
Support Services - General Administration:				
Board of Education	30,756.00	30,856.00	22,261.55	8,594.45
Executive Administration	118,037.00	118,291.00	115,112.93	3,178.07
Support Services - School Administration:				
Office of the Principal	153,144.00	153,755.06	152,043.07	1,711.99
Other	2,200.00	2,200.00	175.70	2,024.30
Support Services - Business:				
Fiscal Services	112,335.00	112,335.00	111,046.62	1,288.38
Operation/Maintenance of Plant	332,591.00	397,393.36	393,603.70	3,789.66
Pupil Transportation	172,318.00	172,318.00	127,775.61	44,542.39
Food Service	19,115.00	19,115.00	12,107.43	7,007.57
Other	11,515.00	11,515.00	2,040.00	9,475.00
Cocurricular Activities:				
Male Activities	49,663.00	49,663.00	46,096.38	3,566.62
Female Activities	48,781.00	48,781.00	44,344.44	4,436.56
Combined Activities	57,753.00	57,753.00	41,509.51	16,243.49
Contingencies	<u>71,380.00</u>			
Total Expenditures	<u>2,750,926.00</u>	<u>2,750,926.00</u>	<u>2,592,814.25</u>	<u>158,111.75</u>
Excess of Revenue Over (Under) Expenditures	(437,826.00)	(437,826.00)	(232,683.36)	205,142.64
Other Financing Sources (Uses):				
Transfer In			<u>195,946.99</u>	<u>195,946.99</u>
Net Change in Fund Balances	(437,826.00)	(437,826.00)	(36,736.37)	401,089.63
Fund Balance - Beginning	<u>953,196.91</u>	<u>953,196.91</u>	<u>953,196.91</u>	
FUND BALANCE - ENDING	<u>\$ 515,370.91</u>	<u>\$ 515,370.91</u>	<u>\$ 916,460.54</u>	<u>\$ 401,089.63</u>

**REQUIRED SUPPLEMENTARY INFORMATION
IRENE-WAKONDA SCHOOL DISTRICT NO. 13-3
BUDGETARY COMPARISON SCHEDULE - BUDGETARY BASIS
CAPITAL OUTLAY FUND
FOR THE YEAR ENDED JUNE 30, 2017**

	<u>Budgeted Amounts</u>		Actual	Variance
	Original	Final	Amounts (Budgetary Basis)	Positive (Negative)
Revenues:				
Revenue from Local Sources:				
Taxes:				
Ad Valorem Taxes	\$ 1,112,690.00	\$ 1,112,690.00	\$ 1,325,248.88	\$ 212,558.88
Prior Years' Ad Valorem Taxes	3,500.00	3,500.00	4,773.70	1,273.70
Penalties and Interest on Taxes	1,500.00	1,500.00	2,233.87	733.87
Earnings on Investments	5,000.00	5,000.00	1,730.84	(3,269.16)
Other Revenue from Local Sources				
Other	<u>5,000.00</u>	<u>5,000.00</u>	<u>12,986.77</u>	<u>7,986.77</u>
Total Revenue	<u>1,127,690.00</u>	<u>1,127,690.00</u>	<u>1,346,974.06</u>	<u>219,284.06</u>
Expenditures:				
Instruction:				
Regular Programs:				
Elementary	87,000.00	87,000.00	41,586.80	45,413.20
Middle School	26,000.00	26,000.00	3,165.82	22,834.18
High School	104,000.00	104,000.00	72,284.38	31,715.62
Support Services - Instructional Staff:				
Educational Media	21,000.00	21,000.00	6,349.10	14,650.90
Support Services - General				
Executive Administration	1,500.00	1,500.00	1,076.74	423.26
Support Services - Business:				
Fiscal Services	48,000.00	48,000.00	5,019.00	42,981.00
Facilities Acquisition/Construction	2,525,500.00	2,525,500.00	1,072,216.92	1,453,283.08
Operation/Maintenance of Plant	318,000.00	318,000.00	83,363.45	234,636.55
Pupil Transportation	138,000.00	138,000.00	68,289.14	69,710.86
Food Services	18,000.00	18,000.00	3,198.20	14,801.80
Debt Services	87,050.00	87,050.00	116,914.88	(29,864.88)
Cocurricular Activities:				
Combined Activities	<u>20,000.00</u>	<u>20,000.00</u>	<u>18,035.46</u>	<u>1,964.54</u>
Total Expenditures	<u>3,394,050.00</u>	<u>3,394,050.00</u>	<u>1,491,499.89</u>	<u>1,902,550.11</u>
Excess Revenue Over (Under)				
Expenditures	(2,266,360.00)	(2,266,360.00)	(144,525.83)	2,121,834.17
Other Financing Sources (Uses):				
Transfers (Out)			<u>(195,946.99)</u>	<u>(195,946.99)</u>
Net Change in Fund Balance	<u>(2,266,360.00)</u>	<u>(2,266,360.00)</u>	<u>(340,472.82)</u>	<u>1,925,887.18</u>
Fund Balance - Beginning	<u>2,233,324.65</u>	<u>2,233,324.65</u>	<u>2,233,324.65</u>	
FUND BALANCE - ENDING	<u>\$ (33,035.35)</u>	<u>\$ (33,035.35)</u>	<u>\$ 1,892,851.83</u>	<u>\$ 1,925,887.18</u>

**REQUIRED SUPPLEMENTARY INFORMATION
 IRENE-WAKONDA SCHOOL DISTRICT NO. 13-3
 BUDGETARY COMPARISON SCHEDULE - BUDGETARY BASIS
 SPECIAL EDUCATION FUND
 FOR THE YEAR ENDED JUNE 30, 2017**

	<u>Budgeted Amounts</u>		<u>Actual Amounts (Budgetary Basis)</u>	<u>Variance Positive (Negative)</u>
	<u>Original</u>	<u>Final</u>		
Revenues:				
Revenue from Local Sources:				
Taxes:				
Ad Valorem Taxes	\$ 611,461.00	\$ 611,461.00	\$ 625,039.33	\$ 13,578.33
Prior Years' Ad Valorem Taxes	1,450.00	1,450.00	2,201.88	751.88
Penalties and Interest on Taxes	600.00	600.00	995.95	395.95
Earnings on Investments			857.30	857.30
Other Revenue from Local Sources:				
Medicaid Direct			26,375.50	26,375.50
Medicaid Indirect			370.00	370.00
Other			50.00	50.00
Revenue from Federal Sources:				
Grants-in-Aid:				
Restricted Grants-in-Aid Received from Federal Government through State	<u>84,265.00</u>	<u>84,265.00</u>		<u>(84,265.00)</u>
Total Revenue	<u>697,776.00</u>	<u>697,776.00</u>	<u>655,889.96</u>	<u>(41,886.04)</u>
Expenditures:				
Special Programs				
Programs for Special Education	638,998.00	638,998.00	474,541.96	164,456.04
Support Services				
Pupils:				
Psychological	17,400.00	17,400.00	3,346.18	14,053.82
Speech Pathology	41,500.00	41,500.00	11,827.91	29,672.09
Student Therapy Services	60,000.00	60,000.00	43,554.69	16,445.31
Support Services - General Administration				
Board of Education	217.00	217.00	96.89	120.11
Support Services - Special Education				
Administrative Costs	24,400.00	24,400.00		24,400.00
Transportation Costs	6,000.00	6,000.00		6,000.00
Other	5,000.00	5,000.00		5,000.00
Total Expenditures	<u>793,515.00</u>	<u>793,515.00</u>	<u>533,367.63</u>	<u>260,147.37</u>
Net Change in Fund Balance	(95,739.00)	(95,739.00)	122,522.33	218,261.33
Fund Balance - Beginning	<u>748,809.55</u>	<u>748,809.55</u>	<u>748,809.55</u>	
FUND BALANCE - ENDING	<u>\$ 653,070.55</u>	<u>\$ 653,070.55</u>	<u>\$ 871,331.88</u>	<u>\$ 218,261.33</u>

**REQUIRED SUPPLEMENTARY INFORMATION
IRENE-WAKONDA SCHOOL DISTRICT NO. 13-3
BUDGETARY COMPARISON SCHEDULE - BUDGETARY BASIS
PENSION FUND
FOR THE YEAR ENDED JUNE 30, 2017**

	<u>Budgeted Amounts</u>		<u>Actual Amounts</u>	<u>Variance</u>
	<u>Original</u>	<u>Final</u>	<u>(Budgetary Basis)</u>	<u>Positive (Negative)</u>
Revenues:				
Revenue from Local Sources:				
Taxes:				
Ad Valorem Taxes	\$ 111,109.00	\$ 111,109.00	\$ 53,918.49	\$(57,190.51)
Prior Year's Ad Valorem Taxes	300.00	300.00	403.14	103.14
Penalties and Interest on Taxes	100.00	100.00	193.05	93.05
Earnings on Investments & Deposits			218.22	218.22
Total Revenue	<u>111,509.00</u>	<u>111,509.00</u>	<u>54,732.90</u>	<u>(56,776.10)</u>
Expenditures:				
Instruction:				
Elementary	31,941.00	31,941.00	22,697.13	9,243.87
Middle School	6,857.00	6,857.00	6,097.02	759.98
High School	31,578.00	31,578.00	20,245.59	11,332.41
Preschool	2,792.00	2,792.00		2,792.00
Support Services - Pupils:				
Guidance	3,148.00	3,148.00	3,120.57	27.43
Support Services - Instructional Staff:				
Educational Media	4,703.00	4,703.00	4,863.67	(160.67)
Executive Administration	4,945.00	4,945.00	4,839.60	105.40
Support Services - School Admin				
Office of the Principal	6,618.00	6,618.00	6,575.01	42.99
Fiscal Services	3,203.00	3,203.00	3,028.90	174.10
Operation/Maintenance of Plant	8,388.00	8,388.00	8,503.68	(115.68)
Pupil Transportation	1,425.00	1,425.00	1,657.65	(232.65)
Cocurricular Activities:				
Male Activities	1,953.00	1,953.00	1,841.11	111.89
Female Activities	1,980.00	1,980.00	1,143.73	836.27
Combined Activities	1,978.00	1,978.00	1,527.61	450.39
Total Expenditures	<u>111,509.00</u>	<u>111,509.00</u>	<u>86,141.27</u>	<u>25,367.73</u>
Net Change in Fund Balances	<u>0.00</u>	<u>0.00</u>	<u>(31,408.37)</u>	<u>(31,408.37)</u>
Fund Balance - Beginning	240,579.42	240,579.42	240,579.42	
Prior Period Adjustment			(54,490.52)	(54,490.52)
Adjusted Beginning Fund Balance	<u>240,579.42</u>	<u>240,579.42</u>	<u>186,088.90</u>	<u>(54,490.52)</u>
FUND BALANCE - ENDING	<u>\$ 240,579.42</u>	<u>\$ 240,579.42</u>	<u>\$ 154,680.53</u>	<u>\$ (85,898.89)</u>

**REQUIRED SUPPLEMENTARY INFORMATION
 IRENE-WAKONDA SCHOOL DISTRICT NO. 13-3
 SCHEDULE OF FUNDING PROGRESS FOR OTHER POST-EMPLOYMENT BENEFITS
 JUNE 30, 2017**

Actuarial Valuation Date	Actuarial Value of Assets (a)	Actuarial Accrued Liability (AL) - Unit Credit (b)	Unfunded Actuarial Accrued Liability (UAAL) (b-a)	Funded Ratio (a/b)	Covered Payroll (c)	UAAL as a Percentage of Covered Payroll [(b-a)/c]
6/30/2009	\$ 0	\$ 288,422	\$ 288,422	0.0%	N/A	N/A
6/30/2012	0	269,884	269,884	0.0%	N/A	N/A
6/30/2015	0	281,514	281,514	0.0%	\$1,304,927	21.6%

Schedule of Required Supplementary Information
IRENE-WAKONDA SCHOOL DISTRICT NO. 13-3
SCHEDULE OF THE DISTRICT'S PROPORTIONATE SHARE OF THE NET PENSION
LIABILITY (ASSET)
South Dakota Retirement System

	<u>2015</u>	<u>2016</u>	<u>2017</u>
District's proportion of the net pension liability (asset)	0.0898522%	0.0863834%	0.0835998%
District's proportionate share of net pension liability (asset)	\$(647,348.00)	\$(366,376.68)	\$ 282,392
District's covered-employee payroll	\$ 1,564,513	\$ 1,577,111	\$ 1,581,769
District's proportionate share of the net pension liability (asset) as a percentage of its covered-employee payroll	-41.38%	-23.23%	17.85%
Plan fiduciary net position as a percentage of the total pension liability (asset)	107.30%	104.10%	96.89%

* The amounts presented for each fiscal year were determined as of the measurement date of the collective net pension liability (asset) which is 6/30 of the previous fiscal year

Schedule of Required Supplementary Information
IRENE-WAKONDA SCHOOL DISTRICT NO. 13-3
SCHEDULE OF THE SCHOOL DISTRICT CONTRIBUTIONS
South Dakota Retirement System

	<u>2014</u>	<u>2015</u>	<u>2016</u>	<u>2017</u>
Contractually required contribution	<u>\$ 94,276</u>	<u>\$94,627.00</u>	<u>\$ 94,906</u>	<u>\$ 103,388</u>
Contributions in relation to the contractually required contribution	<u>\$ 94,276</u>	<u>\$ 94,627</u>	<u>\$ 94,906</u>	<u>\$ 103,388</u>
Contribution deficiency (excess)	<u>\$</u>	<u>\$</u>	<u>\$</u>	<u>\$</u>
District's covered-employee payroll	\$1,571,113	\$1,577,111	\$1,581,769	\$1,723,120
Contributions as a percentage of covered-employee payroll	6.00%	6.00%	6.00%	6.00%

IRENE-WAKONDA SCHOOL DISTRICT NO. 13-3
NOTES TO THE REQUIRED SUPPLEMENTARY INFORMATION
Schedules of Budgetary Comparisons for the General Fund
And for each major Special Revenue Fund with a legally required budget

NOTE 1 - BUDGETS AND BUDGETARY ACCOUNTING

The School District followed these procedures in establishing the budgetary data reflected in the financial statements:

1. Prior to the first regular board meeting in May of each year the board causes to be prepared a proposed budget for the next fiscal year according to the budgetary standards prescribed by the Auditor General.
2. The proposed budget is considered by the board at the first regular meeting held in the month of May of each year.
3. The proposed budget is published for public review no later than July 15 each year.
4. Public hearings are held to solicit taxpayer input prior to the approval of the budget.
5. Before October 1 of each year, the board must approve the budget for the ensuing fiscal year for each fund, except fiduciary funds.
6. After adoption by the board, the operating budget is legally binding and actual expenditures of each fund cannot exceed the amounts budgeted, except as indicated in number 8.
7. A line item for contingencies may be included in the annual budget. Such a line item may not exceed 5 percent of the total school district budget and may be transferred by resolution of the board to any other budget category, except for capital outlay, that is deemed insufficient during the year. No amount of expenditures may be charged directly to the contingency line item in the budget.
8. If it is determined, during the year, that sufficient amounts have not been budgeted, state statute allows the adoption of supplemental budgets when moneys are available to increase legal spending authority.
9. Unexpended appropriations lapse at year-end unless encumbered by resolution of the board.
10. Formal budgetary integration is employed as a management control device during the year for the General Fund and each major Special Revenue fund.
11. Budgets for the General Fund and each major Special Revenue fund are adopted on a basis consistent with generally accepted accounting principles (GAAP).

NOTE 2- USGAAP/BUDGETARY ACCOUNTING BASIS DIFFERENCES

The financial statements prepared in conformity with USGAAP present capital outlay expenditure information in a separate category of expenditures. Under the budgetary basis of accounting, capital outlay expenditures are reported within the function to which they relate. For example, the purchase of a new school bus would be reported as a capital outlay expenditure on the Governmental Funds Statement of Revenues, Expenditures and Changes in Fund Balances, however in the Budgetary RSI Schedule, the purchase of a school bus would be reported as an expenditure of the Support Services-Business/Pupil Transportation function of government, along with all other current Pupil Transportation related expenditures.

QUAM, BERGLIN & POST, P.C.

CERTIFIED PUBLIC ACCOUNTANTS
110 WEST MAIN – P.O. BOX 426
ELK POINT, SOUTH DAKOTA 57025

(605) 356-3374

INDEPENDENT AUDITOR'S REPORT ON INTERNAL CONTROL OVER FINANCIAL REPORTING AND ON COMPLIANCE AND OTHER MATTERS BASED ON AN AUDIT OF FINANCIAL STATEMENTS PERFORMED IN ACCORDANCE WITH GOVERNMENT AUDITING STANDARDS

School Board
Irene-Wakonda School District No. 13-3
Turner County, South Dakota

We have audited, in accordance with auditing standards generally accepted in the United States of America and the standards applicable to financial audits contained in *Government Auditing Standards*, issued by the Comptroller General of the United States, the financial statements of the governmental activities, the business-type activities, each major fund, and the aggregate remaining fund information of Irene-Wakonda School District No. 13-3, Turner County, South Dakota (School District), as of June 30, 2017, and for the year then ended, and the related notes to the financial statements, which collectively comprise Irene-Wakonda School District's basic financial statements and have issued our report thereon dated April 6, 2018.

Internal Control Over Financial Reporting

In planning and performing our audit of the financial statements, we considered the School District's internal control over financial reporting (internal control) to determine the audit procedures that are appropriate in the circumstances for the purpose of expressing our opinions on the financial statements, but not for the purpose of expressing an opinion on the effectiveness of the School District's internal control. Accordingly, we do not express an opinion on the effectiveness of the School District's internal control.

A deficiency in internal control exists when the design or operation of a control does not allow management or employees, in the normal course of performing their assigned functions, to prevent, or detect and correct misstatements on a timely basis. A material weakness is a deficiency, or combination of deficiencies, in internal control, such that there is a reasonable possibility that a material misstatement of the School District's financial statements will not be prevented, or detected and corrected on a timely basis. A significant deficiency is a deficiency, or a combination of deficiencies, in internal control that is less severe than a material weakness, yet important enough to merit attention by those charged with governance.

Our consideration of internal control over financial reporting was for the limited purpose described in the first paragraph of this section and was not designed to identify all deficiencies in internal control that might be material weaknesses or significant deficiencies and therefore, material weaknesses or significant deficiencies may exist that were not identified. Given those limitations, during our audit we did not identify any deficiencies in internal control that we consider to be material weaknesses. However, material weaknesses may exist that have not been identified. We did identify a deficiency in internal control that we consider to be a significant deficiency, described in the accompanying Schedule of Audit Findings as Finding No 2017-001.

Compliance and Other Matters

As part of obtaining reasonable assurance about whether the School District's financial statements are free of material misstatement, we performed tests of its compliance with certain provisions of laws, regulations and contracts, noncompliance with which could have a direct and material effect on the determination of financial statement amounts. However, providing an opinion on compliance with those provisions was not an objective of our audit and, accordingly, we do not express such an opinion. The results of our tests disclosed no instances of noncompliance or other matters that are required to be reported under *Government Auditing Standards*.

School District's Response to Findings

Irene-Wakonda School District's response to the findings identified in our audit is described in the accompanying Schedule of Audit Findings. The School District's response was not subjected to the auditing procedures applied in the audit of the financial statements and, accordingly, we express no opinion on it.

Purpose of this Report

The purpose of this report is solely to describe the scope of our testing of internal control and compliance and the results of that testing, and not to provide an opinion on the effectiveness of the School District's internal control or on compliance. This report is an integral part of an audit performed in accordance with *Government Auditing Standards* in considering the District's internal control and compliance. Accordingly, this communication is not suitable for any other purpose. As required by South Dakota Codified Law 4-11-11, this report is a matter of public record and its distribution is not limited.

Quam, Berglin & Post P.C.

Quam, Berglin & Post, P.C.
Certified Public Accountants

April 6, 2018

IRENE-WAKONDA SCHOOL DISTRICT NO. 13-3
SCHEDULE OF AUDIT FINDINGS
JUNE 30, 2017

PRIOR AUDIT FINDING:

Audit Finding Number 2016-001:

A significant deficiency was reported for a lack of segregation of duties for revenues. This comment results from the size of the district, which precludes staffing at a level sufficient to provide an ideal environment for internal control. This finding has not been corrected and is restated under current audit finding number 2017-001.

CURRENT AUDIT FINDING:

Internal Control-Related Findings-Significant Deficiency:

Audit Finding Number 2017-001:

There is a significant deficiency resulting from a lack of segregation of duties for revenues.

Criteria:

In order to achieve proper internal control, it is necessary to have segregation of duties provided between performance, review and record keeping of the tasks related to the revenues. Lack of this segregation of duties could adversely affect the organization's ability to record, process, summarize and report financial data consistent with management assertions.

Condition, Cause and Effect:

The size of the accounting staff employed by the entity precludes an adequate segregation of duties.

Recommendation:

We recommend that Irene-Wakonda School District officials be cognizant of this lack of segregation of duties for revenues and attempt to provide compensating controls whenever and wherever, practical.

Corrective Action Plan

The Board of Education has prepared a response as shown on page 58.

Irene-Wakonda School District No. 13-3

Administration

*David Hutchison, Superintendent
Bruce Bailey, 7-12 Principal
Deb Lyle, Elementary Principal
Pam Rudd, Business Manager*

**P.O. Box 5
Irene, South Dakota 57037
605-263-3311**

Board Members

*Mike Logue, President
Sandy Wolfswinkel
Matthew Knodel
Russell Buchanan
Brian Spurrell*

CORRECTIVE PLAN OF ACTION

June 30, 2017

Irene-Wakonda School District No. 13-3 has considered the lack of segregation of duties for the revenues function. At this time it is not cost effective for Irene-Wakonda School District to hire the additional staff needed to achieve segregation of duties. Alternate procedures have been implemented by Irene-Wakonda School District to decrease the likelihood that financial data is adversely affected.

The Irene-Wakonda School District's Board will continue to monitor the necessity to have segregation of duties for revenues and implement such a segregation as budget dollars and board authority allow.



Business Manager



Superintendent

Home of the Eagles!