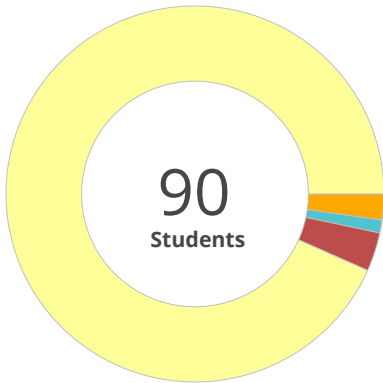


SCHOOL ENROLLMENT



Race/Ethnicity

American Indian/Alaska Native	2.2%
Asian	0.0%
Black/African American	1.1%
Hispanic/Latino	3.3%
Native Hawaiian/Pacific Islander	0.0%
Two or More Races	0.0%
White/Caucasian	93.3%

Additional Services

Economically Disadvantaged	34.4%
English Learners	0.0%
Foster Care	0.0%
Homeless	0.0%
Migrant	0.0%
Military Connected	0.0%
Students with Disabilities	12.2%

Teachers

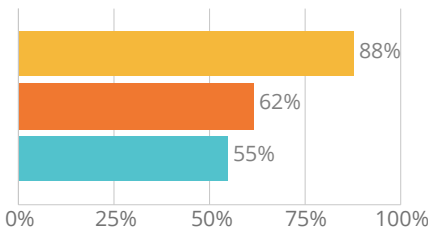
7.59

Administrators

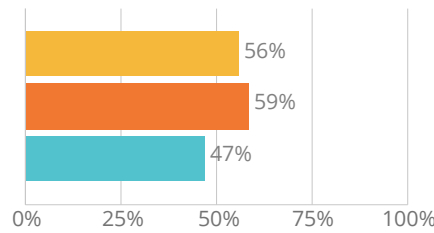
0.70

STUDENT PERFORMANCE

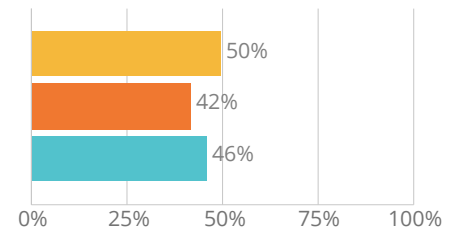
English Language Arts



Mathematics

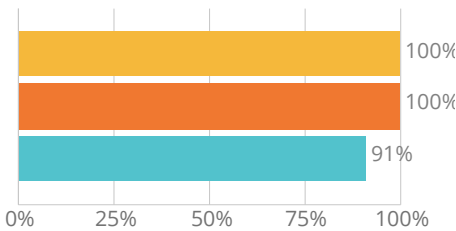


Science

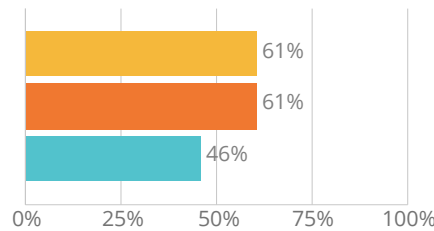


■ School ■ District ■ State

HIGH SCHOOL COMPLETION

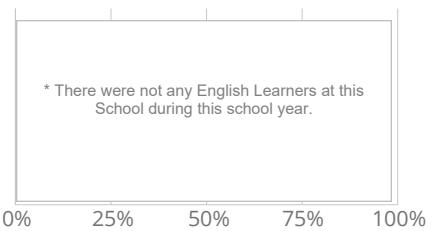


COLLEGE AND CAREER READINESS

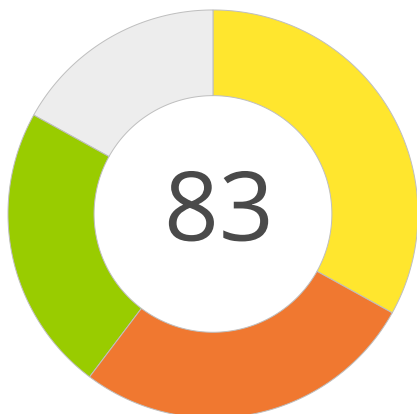


■ School ■ District ■ State


ENGLISH LEARNERS ON TRACK



OVERALL SCORE



Student Performance 76%



High School Completion 96%

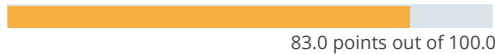


College and Career Readiness 81%



English Language Learner Progress
No English Learners at this school.

Overall Score 83%



Chronic Absenteeism Rate

2%